



Global Corporate Trust  
8 Greenway Plaza, Suite 1100  
Houston, Texas 77046

**Notice to Holders of MidOcean Credit CLO XVI  
and, as applicable, MidOcean Credit CLO XVI LLC<sup>1</sup>**

	Rule 144A		Regulation S	
	CUSIP	ISIN	CUSIP	ISIN
Class A Notes	597921AA3	US597921AA33	G60908AA1	USG60908AA15
Class B Notes	597921AE5	US597921AE54	G60908AC7	USG60908AC70
Class C Notes	597921AG0	US597921AG03	G60908AD5	USG60908AD53
Class D-1 Notes	597921AJ4	US597921AJ42	G60908AE3	USG60908AE37
Class D-2 Notes	597921AL9	US597921AL97	G60908AF0	USG60908AF02
Class D-3 Notes	597921AN5	US597921AN53	G60908AG8	USG60908AG84
Class E Notes	597922AA1	US597922AA16	G60910AA7	USG60910AA78
Subordinated Notes	597922AC7	US597922AC71	G60910AB5	USG60910AB51

and notice to the parties listed on Schedule A attached hereto.

**PLEASE FORWARD THIS NOTICE TO BENEFICIAL HOLDERS**

**Notice of Executed Supplemental Indenture**

**THIS NOTICE CONTAINS IMPORTANT INFORMATION THAT IS OF INTEREST TO THE REGISTERED AND BENEFICIAL OWNERS OF THE NOTES. IF APPLICABLE, ALL DEPOSITORIES, CUSTODIANS, AND OTHER INTERMEDIARIES RECEIVING THIS NOTICE ARE REQUESTED TO EXPEDITE RE-TRANSMITTAL TO BENEFICIAL OWNERS OF THE NOTES IN A TIMELY MANNER**

Reference is made to (i) that certain Indenture, dated as of November 7, 2024 (as amended by the First Supplemental Indenture, dated as of March 20, 2026, and as further amended, restated, extended, supplemented or otherwise modified in writing from time to time, the “*Indenture*”), by and among MidOcean Credit CLO XVI, as issuer (the “*Issuer*”), MidOcean Credit CLO XVI LLC, as co-issuer (the “*Co-Issuer*” and, together with the Issuer, the “*Issuers*”), and U.S. Bank Trust Company, National Association, as trustee (in such capacity, the “*Trustee*”), (ii) that certain Notice of Proposed Supplemental Indenture and Request for Consent from a Majority of the Controlling Class, dated as of February 23, 2026 and (iii) that certain Notice of Extension Regarding Request for Consent, dated as of March 13, 2026. Capitalized terms used but not defined herein which are defined in the Indenture shall have the meaning given thereto in the Indenture.

Pursuant to Section 8.3(c) of the Indenture, the Trustee hereby notifies you that the Issuers and the Trustee have entered into the First Supplemental Indenture, dated as of March 20, 2026 (the “*Supplemental Indenture*”). A copy of the Supplemental Indenture is attached hereto as **Exhibit A**.

<sup>1</sup> The CUSIP/ISIN numbers appearing herein are included solely for the convenience of the Holders of Notes. The Trustee is not responsible for the selection or use of CUSIP/ISIN numbers, or for the accuracy or correctness of CUSIP/ISIN numbers printed on any Notes or as indicated in this notice.

Recipients of this notice are cautioned that this notice is not evidence that the Trustee will recognize the recipient as a Holder. In addressing inquiries that may be directed to it, the Trustee may conclude that a specific response to a particular inquiry from an individual Holder is not consistent with equal and full dissemination of information to all Holders. Holders should not rely on the Trustee as their sole source of information.

The Trustee expressly reserves all rights under the Indenture, including, without limitation, its right to payment in full of all fees and costs (including, without limitation, fees and costs incurred or to be incurred by the Trustee in performing its duties, indemnities owing or to become owing to the Trustee, compensation for Trustee time spent and reimbursement for fees and costs of counsel and other agents it employs in performing its duties or to pursue remedies) prior to any distribution to Holders or other parties, as provided in and subject to the applicable terms of the Indenture, and its right, prior to exercising any rights or powers vested in it by the Indenture at the request or direction of any of the Holders, to receive security or indemnity satisfactory to it against all costs, expenses and liabilities which might be incurred in compliance therewith, and all rights that may be available to it under applicable law or otherwise.

This notice is being sent to Holders by U.S. Bank Trust Company, National Association in its capacity as Trustee. Holders with questions regarding this notice should direct their inquiries, in writing, to: Roxanne Stanford, U.S. Bank Trust Company, National Association, Attention: Global Corporate Trust – MidOcean Credit CLO XVI, 8 Greenway Plaza, Suite 1100, Houston, Texas 77046 or via email at [roxanne.stanford@usbank.com](mailto:roxanne.stanford@usbank.com).

**U.S. BANK TRUST COMPANY,  
NATIONAL ASSOCIATION,  
as Trustee**

**March 23, 2026**

## SCHEDULE A

MidOcean Credit CLO XVI  
c/o MaplesFS Limited  
P.O. Box 1093  
Boundary Hall, Cricket Square  
Grand Cayman, KY1-1102  
Cayman Islands  
Attention: The Directors  
Email: cayman@maples.com

with a copy to:

Maples and Calder (Cayman) LLP  
P.O. Box 309, Ugland House  
Grand Cayman, KY1-1104  
Cayman Islands  
Attention: MidOcean Credit CLO XVI  
Email: cayman@maples.com

MidOcean Credit CLO XVI LLC  
c/o Maples Fiduciary Services (Delaware)  
Inc.  
4001 Kennett Pike, Suite 302  
Wilmington, Delaware 19807  
Attention: The Managers  
Email: [DelawareServices@Maples.com](mailto:DelawareServices@Maples.com)

MidOcean Credit RR Manager LLC  
245 Park Avenue  
New York, New York 10022  
Attention: Joseph Rotondo/Damion Brown  
Email: midoceanclos@midoceanpartners.com,  
arubeo@midoceanpartners.com,  
jrotondo@midoceanpartners.com,  
dbrown@midoceanpartners.com

U.S. Bank Trust Company, National  
Association, as Information Agent  
Email: midoceanxvi17g5@usbank.com

U.S. Bank Trust Company, National  
Association, as Collateral Administrator

Fitch Ratings, Inc.  
Email: cdo.surveillance@fitchratings.com

Moody's Investors Service  
E-mail: cdomonitoring@moodys.com

eb.ca@euroclear.com  
CA\_Luxembourg@clearstream.com  
ca\_mandatory.events@clearstream.com  
[consentannouncements@dtcc.com](mailto:consentannouncements@dtcc.com)

Uploaded to DTC portal at:  
<https://issueragentservices.dtcc.com>

Cayman Islands Stock Exchange Ltd.  
P.O. Box 2408  
Grand Cayman, KY1-1105, Cayman Islands  
Email: listing@csx.ky

**EXHIBIT A**  
**[Executed Supplemental Indenture]**

FIRST SUPPLEMENTAL INDENTURE

to the

INDENTURE

dated as of November 7, 2024

by and among

MIDOCEAN CREDIT CLO XVI,

as Issuer,

MIDOCEAN CREDIT CLO XVI LLC,

as Co-Issuer,

and

U.S. BANK TRUST COMPANY, NATIONAL ASSOCIATION,

as Trustee

This FIRST SUPPLEMENTAL INDENTURE dated as of March 20, 2026 (this “First Supplemental Indenture”) to the Indenture, dated as of November 7, 2024, is entered into by and among MidOcean Credit CLO XVI, an exempted company incorporated with limited liability under the laws of the Cayman Islands (the “Issuer”), MidOcean Credit CLO XVI LLC, a limited liability company organized under the laws of the State of Delaware (the “Co-Issuer” and, together with the Issuer, the “Issuers”), and U.S. Bank Trust Company, National Association, as trustee under the Indenture (together with its successors in such capacity, the “Trustee”). Capitalized terms used but not otherwise defined herein shall have the respective meanings set forth in the Indenture.

#### PRELIMINARY STATEMENT

WHEREAS, pursuant to Section 8.1(a)(xx) of the Indenture, each of the Issuers and the Trustee, at any time and from time to time may enter into one or more supplemental indentures with the prior written consent of a Majority of the Controlling Class, to evidence any waiver or elimination by any Rating Agency of any requirement or condition of such Rating Agency set forth herein, or to conform to ratings criteria, methodology and other guidelines in general published or otherwise communicated by any rating agency (including, without limitation, to amend Schedule A or Schedule I to the Indenture, and any related definitions);

WHEREAS, pursuant to Section 8.1(a)(xxx) of the Indenture, each of the Issuers and the Trustee, at any time and from time to time may enter into one or more supplemental indentures, subject to the consent of a Majority of the Controlling Class, to modify or amend the restrictions on the sales of Collateral Assets, the Portfolio Concentration Limits, the Investment Criteria (both during and after the Reinvestment Period), the Coverage Tests, any restrictions on Maturity Amendments, the Collateral Quality Tests and the definitions related thereto which affect the calculation thereof or the definitions of the terms “Collateral Asset”, “Loss Mitigation Obligation”, “Specified Equity Security”, “Defaulted Asset”, “Discount Asset” and “Eligibility Criteria”; *provided* that, in the case of an amendment adopted pursuant to clause (xxx) of the Indenture in connection with a Partial Redemption, the written consent of a Majority of the most senior Class of Secured Notes not being redeemed in connection with such Partial Redemption shall be required; *provided* further that, in the case of an amendment adopted pursuant to clause (xxx) of the Indenture that is not in connection with a Partial Redemption, if a Majority of the Class B Notes or a Majority of the Class C Notes has objected to the proposed supplemental indenture under clause (xxx) of the Indenture within 10 Business Days of the date of delivery of notice of such supplemental indenture by the Trustee because such Class would be materially and adversely affected by the amendment under such supplemental indenture, consent to such supplemental indenture shall be obtained from a Majority of such Class subsequent to such objection;

WHEREAS, the conditions set forth for amendment to the Indenture pursuant to Article VIII of the Indenture have been satisfied; and

WHEREAS, the Issuers desire to amend Schedule I to the Indenture to conform to ratings criteria, methodology and other guidelines in general published or otherwise communicated by such rating agency;

NOW, THEREFORE, in consideration of the mutual agreements herein set forth, the parties agree as follows:

1. Amendments. Effective as of the date hereof upon the execution of this First Supplemental Indenture, pursuant to Section 8.1(a)(xx) and Section 8.1(a)(xxx) of the Indenture, as applicable, (a) Schedule I to the Indenture is amended by (i) deleting the Fitch Test Matrix therein and (ii) adding the text attached hereto as Annex A and (b) the following modifications are made. For the avoidance of doubt, the modifications herein shall commence on the measurement date first occurring on or after the date hereof.

(a) Schedule E of the Indenture shall be updated to include new clauses CC, DD and EE as follows:

“CC. The Fitch Test Matrix WAL Value;”

“DD. Any interpolated values pursuant to a proviso in the Fitch Test Matrix under Schedule I of this Indenture; and”

“EE. The Fitch Test Matrix Collateral Principal Balance.”

(b) The following defined terms are added, or existing ones are replaced, as applicable, to the existing defined terms in the Indenture in alphabetical order:

“2026 Amendment Date”: March 20, 2026.

“Fitch Rating Condition”: For so long as Fitch is the Rating Agency with respect to any Outstanding Class of Secured Notes, with respect to any action taken or to be taken by or on behalf of the Issuer, a condition that is satisfied if Fitch has confirmed in writing, including electronic messages, facsimile, press release, posting to its internet website, or other means then considered industry standard (or has declined to undertake the review of such action by such means) to the Issuer, the Trustee and the Collateral Manager that no immediate withdrawal or reduction with respect to its then-current rating of any Class of Secured Notes will occur as a result of such action; provided, that if (a) Fitch makes a public announcement or informs the Issuer, the Collateral Manager or the Trustee that (i) it believes that such confirmation is not required with respect to such action or such procedures or (ii) its practice or policy is to not give such confirmations or (b) Fitch no longer constitutes the Rating Agency under this Indenture, the requirement for satisfaction of the Fitch Rating Condition will not apply to such action or such procedures; provided, further, that any provision or requirement for satisfaction of the Fitch Rating Condition in this Indenture will not be required if the Issuer (or the Collateral Manager on its behalf) has certified to the Trustee that satisfaction of the Fitch Rating Condition has been requested from Fitch (via email to [cdo.surveillance@fitchratings.com](mailto:cdo.surveillance@fitchratings.com)) at least three separate times during a 15 Business Day period and Fitch has either not made any response to such requests or has not indicated in response to any such request that it will consider the application for satisfaction of the Fitch Rating Condition.

“Fitch Test Matrix Collateral Principal Balance”: As of any date of determination, the sum of the Collateral Principal Balance (excluding Defaulted Assets) plus (ii) for each Defaulted Asset, the Fitch Collateral Value thereof.

“Fitch Test Matrix Change Condition”: A condition satisfied if (i) Fitch Weighted Average Rating Factor Test, the Fitch Weighted Average Recovery Rate Test, the Weighted Average Life Test, the Weighted Average Coupon Test and the Fitch Weighted Average Spread Test are satisfied, (ii) each Coverage Test is satisfied and (iii) the Fitch Test Matrix Collateral Principal Balance is equal to or higher than the percentage of the Effective Date Target Par Amount applicable to the specified Fitch Test Matrix.

“Fitch Test Matrix WAL Value”: As of any date of determination, the value determined pursuant to clause (y) of the definition of “Weighted Average Life Test”.

“Fitch Weighted Average Life Value”: So long as the conditions applicable to any Fitch Test Matrix are satisfied, either (i) WAL Value No. 1, (ii) WAL Value No. 2 or (iii) WAL Value No. 3 set forth below, in each case as selected by the Collateral Manager at any time on written notice of at least two Business Days to the Issuer, the Trustee, the Collateral Administrator and each Rating Agency; provided that the Fitch Weighted Average Life Value to which the Collateral Manager wishes to change shall not be less than the then-applicable Weighted Average Life of the Collateral Assets:

WAL Value No. 1: 5.5

WAL Value No. 2: 6

WAL Value No. 3: 7

; provided that if, on any date of determination, no Fitch Test Matrix satisfies the applicable conditions, the Fitch Weighted Average Life Value shall be equal to the applicable Fitch Test Matrix WAL Value for the Fitch Test Matrix in use by the Collateral Manager as of such date of determination and shall decline on a straight-line basis on each following date of determination unless and until the Fitch Test Matrix Change Condition is satisfied with respect to any Fitch Test Matrix, following which date the Fitch Weighted Average Life Value shall be equal to the WAL Value No. 1, WAL Value No. 2 or WAL Value No. 3 as selected by the Collateral Manager at any time on written notice of at least two Business Days to the Issuer, the Trustee, the Collateral Administrator and each Rating Agency; provided that the Fitch Weighted Average Life Value to which the Collateral Manager wishes to change shall not be less than the then-applicable Weighted Average Life of the Collateral Assets.

“Weighted Average Life Test”: A test that is satisfied as of any date of determination if (x) the Weighted Average Life of the Collateral Assets is less than or equal to (y) the lesser of (i) (A) 9 minus (B)(1) the sum of (x) the number of quarters from the Closing Date to the first Payment Date after the Closing Date and (y) the number of quarters that have elapsed since the first Payment Date after the Closing Date, through the date of determination divided by (2) four and (ii) the Fitch Weighted Average Life Value.

## 2. Governing Law.

THIS FIRST SUPPLEMENTAL INDENTURE AND EACH NOTE AND ANY CLAIM, CONTROVERSY OR DISPUTE ARISING UNDER OR RELATED TO THIS FIRST SUPPLEMENTAL INDENTURE, THE RELATIONSHIP OF THE PARTIES, AND/OR THE

INTERPRETATION AND ENFORCEMENT OF THE RIGHTS AND DUTIES OF THE PARTIES SHALL BE CONSTRUED IN ACCORDANCE WITH AND GOVERNED IN ALL RESPECTS (WHETHER IN CONTRACT, TORT OR OTHERWISE) BY THE LAWS OF THE STATE OF NEW YORK WITHOUT REGARD TO CONFLICT OF LAWS.

3. Execution in Counterparts.

This First Supplemental Indenture may be executed in several counterparts, each of which shall be an original and all of which shall constitute but one and the same instrument. Delivery of an executed counterpart of this First Supplemental Indenture by electronic means (including email or telecopy) will be effective as delivery of a manually executed counterpart of this First Supplemental Indenture. Counterparts may be executed and delivered via facsimile, electronic mail or other transmission method and may be executed by electronic signature (including, without limitation, any PDF file, .jpeg file, or any other electronic or image file, or any “electronic signature” as defined under the U.S. Electronic Signatures in Global and National Commerce Act or the New York Electronic Signatures and Records Act) and any counterpart so delivered shall be valid, effective and legally binding as if such electronic signatures were handwritten signatures and shall be deemed to have been duly and validly delivered for all purposes hereunder. Any requirement in this First Supplemental Indenture that a document is to be signed or authenticated by “manual signature” or similar language shall not be deemed to prohibit signature to be by facsimile or electronic signature and shall not be deemed to prohibit delivery thereof by electronic transmission. Any electronically signed document delivered via email from a person purporting to be an authorized officer shall be considered signed or executed by such authorized officer on behalf of the applicable Person. The Trustee shall have no duty to inquire into or investigate the authenticity or authorization of any such electronic signature and shall be entitled to conclusively rely on any such electronic signature without any liability with respect thereto.

4. Concerning the Trustee.

The recitals contained in this First Supplemental Indenture shall be taken as the statements of the Issuers, and the Trustee assumes no responsibility for their correctness. Except as provided in the Indenture, the Trustee shall not be responsible or accountable in any way whatsoever for or with respect to the validity, execution or sufficiency of this First Supplemental Indenture and makes no representation with respect thereto. In entering into this First Supplemental Indenture, the Trustee shall be entitled to the benefit of every provision of the Indenture relating to the conduct of or affecting the liability of or affording protection to the Trustee.

5. Non-Petition; Limited Recourse.

The parties hereto agree to the provisions set forth in Sections 2.7(i) and 5.4(d) of the Indenture, and such provisions are incorporated in this First Supplemental Indenture, *mutatis mutandis*.

6. No Other Changes.

Except as provided herein, the Indenture shall remain unchanged and in full force and effect, and each reference to the Indenture and words of similar import in the Indenture, as amended hereby, shall be a reference to the Indenture as amended hereby and as the same may be

further amended, supplemented and otherwise modified and in effect from time to time. This First Supplemental Indenture may be used to create a conformed amended and restated Indenture for the convenience of administration by the parties hereto.

7. Execution, Delivery and Validity.

Each of the Issuers represents and warrants to the Trustee that (i) this First Supplemental Indenture has been duly and validly executed and delivered by it and constitutes its legal, valid and binding obligation, enforceable against it in accordance with its terms and (ii) the execution of this First Supplemental Indenture is authorized or permitted under the Indenture and all conditions precedent thereto have been satisfied.

8. Binding Effect.


This First Supplemental Indenture shall be binding upon and inure to the benefit of the parties hereto and their respective successors and assigns.

9. Direction to Trustee.


The Issuers hereby direct the Trustee to execute this First Supplemental Indenture. The Issuers acknowledge and agree that the Trustee shall be entitled to rely upon, and shall be fully protected in relying upon, the foregoing direction.

IN WITNESS WHEREOF, the parties hereto have caused this First Supplemental Indenture to be duly executed and delivered by their respective proper and duly authorized officers as of the day and year first above written.


MIDOCEAN CREDIT CLO XVI  
as Issuer

By:  \_\_\_\_\_  
Name: Jamie Sanford  
Title: Director

MIDOCEAN CREDIT CLO XVI LLC  
as Co-Issuer

By:  \_\_\_\_\_  
Name: Katherine Wojciechowski  
Title: Independent Manager

U.S. BANK TRUST COMPANY, NATIONAL  
ASSOCIATION  
as Trustee

By:   
Name: Elaine Mah  
Title: Senior Vice President

## ANNEX A

TEXT TO BE ADDED TO SCHEDULE I TO THE INDENTURE  
PURSUANT TO THIS FIRST SUPPLEMENTAL INDENTURE

## Fitch Test Matrix

Subject to the provisions provided below, the Collateral Manager will have the option to elect which of the cases set forth in the applicable matrix below (the “Fitch Test Matrix”) shall be applicable for purposes of the Fitch Weighted Average Rating Factor Test, the Fitch Weighted Average Recovery Rate Test and the Fitch Weighted Average Spread Test. For any given case:

(a) the applicable value for determining satisfaction of Fitch Weighted Average Rating Factor Test will be the value set forth in the column header (or linear interpolation between two adjacent columns, as applicable) of the row-column combination in the Fitch Test Matrix selected by the Collateral Manager;

(b) the applicable value for determining satisfaction of the Fitch Weighted Average Spread Test will be the percentage set forth in the row header (or linear interpolation between two adjacent rows as applicable) of the row-column combination in the Fitch Test Matrix selected by the Collateral Manager; and

(c) the applicable value for determining satisfaction of the Fitch Weighted Average Recovery Rate Test will be the value in the intersection cell (or linear interpolation between two adjacent rows and/or two adjacent columns, as applicable) of the row-column combination in the Fitch Test Matrix selected by the Collateral Manager in relation to (a) and (b) above.

On two Business Days’ notice to the Issuer, the Collateral Administrator and Fitch, the Collateral Manager may, subject to the conditions set forth below, elect to have a different matrix apply, with no limit on the number of such changes that may be effected, provided that any matrix may only be in effect on or after the first date of determination after the date of the 2026 Amendment Date on which the applicable conditions therein are satisfied; *provided* that the Fitch Test Matrix Change Condition is satisfied; *provided further* that (i) the Fitch Weighted Average Rating Factor Test, the Fitch Weighted Average Recovery Rate Test and the Fitch Weighted Average Spread Test applicable to the case to which the Collateral Manager desires to change are satisfied after giving effect to such change or, in the case of any tests that are not satisfied, the Issuer’s level of compliance with such tests is improved after giving effect to the application of the different case and (ii) the Issuer shall not purchase any Collateral Asset unless the concentration limitations applicable to such matrix that is in effect are satisfied after giving effect to such purchase, or if such concentration limitations were not satisfied immediately prior to such purchase, compliance with such concentration limitations will be maintained or improved after giving effect to such purchase.

(i) applicable at the direction of the Collateral Manager on any date of determination after the 2026 Amendment Date on which the Fitch Test Matrix Collateral Principal Balance is greater than or equal to 100% of the Effective Date Target Par Amount:

(a) if the Fitch Test Matrix WAL Value is less than or equal to 6 years:

(1) at the discretion of the Collateral Manager if (x) Fixed Rate Assets constitute 5% of the Collateral Principal Balance and (y) (i) the two largest obligors in the portfolio each constitutes no more than 1.25% of the Collateral Principal Balance and (ii)

each other obligor in the portfolio constitutes no more than 1.00% of the Collateral Principal Balance:

Maximum Fitch Weighted Average Rating Factor																
Minimum Fitch Floating Spread	20	21	22	23	24	25	26	27	28	29	30	31	32	33	34	35
2.00%	74.10%	75.60%	77.10%	78.30%	79.30%	80.30%	81.00%	81.80%	82.50%	83.20%	83.80%	84.40%	85.00%	85.60%	86.20%	86.80%
2.20%	71.10%	72.70%	74.20%	75.60%	76.70%	77.60%	78.50%	79.50%	80.20%	81.00%	81.70%	82.40%	83.20%	83.90%	84.50%	85.00%
2.40%	68.40%	70.00%	71.50%	73.10%	74.80%	76.00%	77.10%	78.10%	79.00%	79.80%	80.60%	81.30%	82.00%	82.80%	83.40%	84.00%
2.60%	65.70%	67.60%	69.30%	70.90%	72.40%	74.10%	75.60%	76.60%	77.50%	78.40%	79.20%	80.00%	80.80%	81.60%	82.30%	82.90%
2.80%	63.50%	65.10%	66.60%	68.30%	69.50%	71.10%	73.10%	74.90%	76.00%	76.90%	77.80%	78.70%	79.50%	80.30%	81.10%	81.80%
3.00%	61.30%	62.80%	64.20%	65.90%	67.50%	68.80%	70.30%	72.30%	74.00%	75.40%	76.30%	77.20%	78.10%	79.00%	79.80%	80.70%
3.20%	59.50%	60.90%	62.40%	63.70%	65.10%	66.60%	68.10%	69.50%	71.20%	73.00%	74.60%	75.80%	76.70%	77.70%	78.60%	79.50%
3.40%	57.60%	59.00%	60.40%	61.90%	63.30%	64.60%	66.10%	67.60%	69.00%	70.30%	72.20%	74.00%	75.50%	76.40%	77.20%	78.10%
3.60%	55.90%	57.40%	58.80%	60.00%	61.50%	62.80%	64.10%	65.40%	67.00%	68.40%	69.80%	71.50%	73.20%	74.90%	76.00%	77.00%
3.80%	53.40%	55.50%	57.00%	58.40%	59.70%	61.10%	62.50%	63.90%	65.10%	66.70%	68.50%	70.10%	71.60%	73.10%	74.60%	76.00%
4.00%	50.80%	53.10%	55.30%	56.80%	58.20%	59.50%	60.80%	62.20%	63.50%	65.20%	67.00%	68.70%	70.30%	71.80%	73.40%	74.90%
4.20%	48.70%	50.90%	53.10%	55.10%	56.50%	57.90%	59.10%	60.40%	62.10%	63.80%	65.50%	67.20%	68.90%	70.60%	72.20%	73.70%
4.40%	46.60%	48.70%	50.70%	52.80%	54.90%	56.40%	57.90%	59.30%	60.70%	62.40%	64.10%	65.80%	67.50%	69.30%	71.00%	72.50%
4.60%	44.80%	47.00%	49.10%	51.20%	53.30%	55.20%	56.60%	58.00%	59.50%	61.00%	62.80%	64.40%	66.20%	68.00%	69.70%	71.40%
4.80%	42.70%	45.20%	47.40%	49.40%	51.50%	53.70%	55.50%	56.90%	58.30%	59.70%	61.40%	63.10%	64.80%	66.70%	68.50%	70.20%
5.00%	40.70%	43.30%	45.60%	47.70%	49.70%	51.90%	53.90%	55.70%	57.10%	58.50%	60.10%	61.80%	63.60%	65.40%	67.20%	68.90%
5.20%	38.00%	41.50%	43.80%	46.00%	48.10%	50.10%	52.20%	54.20%	55.90%	57.30%	58.80%	60.60%	62.40%	64.10%	65.90%	67.60%
5.40%	34.20%	39.20%	42.10%	44.50%	46.60%	48.50%	50.50%	52.60%	54.60%	56.10%	57.60%	59.40%	61.20%	63.00%	64.60%	66.30%
5.60%	30.20%	35.60%	40.30%	42.70%	45.10%	47.10%	49.00%	50.90%	52.90%	54.90%	56.50%	58.30%	60.00%	61.60%	63.40%	65.00%
5.80%	25.80%	31.70%	37.00%	41.00%	43.30%	45.60%	47.50%	49.40%	51.40%	53.40%	55.30%	57.10%	58.90%	60.40%	62.10%	63.90%
6.00%	21.40%	27.60%	33.30%	38.30%	41.60%	44.00%	46.10%	48.00%	50.10%	52.10%	54.10%	56.00%	57.80%	59.40%	61.00%	62.50%
Weighted Average Fitch Recovery Rate																

(2) at the discretion of the Collateral Manager if (x) Fixed Rate Assets constitute 0% of the Collateral Principal Balance and (y) (i) the two largest obligors in the portfolio each constitutes no more than 1.25% of the Collateral Principal Balance and (ii) each other obligor in the portfolio constitutes no more than 1.00% of the Collateral Principal Balance:

Maximum Fitch Weighted Average Rating Factor																
Minimum Fitch Floating Spread	20	21	22	23	24	25	26	27	28	29	30	31	32	33	34	35
2.00%	74.10%	75.60%	77.10%	78.30%	79.30%	80.30%	81.00%	81.80%	82.50%	83.20%	83.80%	84.40%	85.00%	85.60%	86.20%	86.80%
2.20%	71.00%	72.70%	74.20%	75.60%	76.70%	77.50%	78.50%	79.50%	80.20%	81.00%	81.70%	82.30%	83.10%	83.80%	84.40%	85.00%
2.40%	68.40%	70.00%	71.50%	73.10%	74.60%	75.90%	77.00%	78.00%	78.90%	79.70%	80.50%	81.20%	82.00%	82.70%	83.40%	84.00%
2.60%	65.70%	67.60%	69.30%	70.90%	72.40%	73.90%	75.50%	76.50%	77.40%	78.30%	79.10%	79.90%	80.70%	81.50%	82.20%	82.90%
2.80%	63.40%	65.00%	66.60%	68.20%	69.50%	71.00%	72.90%	74.70%	75.90%	76.80%	77.80%	78.60%	79.40%	80.20%	81.00%	81.80%
3.00%	61.20%	62.70%	64.10%	65.70%	67.30%	68.60%	70.10%	72.10%	73.90%	75.30%	76.30%	77.10%	78.00%	78.90%	79.70%	80.50%

3.20%	59.30%	60.70%	62.20%	63.50%	64.90%	66.40%	67.90%	69.30%	70.90%	72.70%	74.40%	75.60%	76.60%	77.60%	78.50%	79.30%
3.40%	57.30%	58.70%	60.00%	61.50%	62.90%	64.30%	65.70%	67.20%	68.70%	70.00%	71.70%	73.50%	75.20%	76.20%	77.00%	77.90%
3.60%	55.40%	56.90%	58.30%	59.70%	61.00%	62.40%	63.70%	64.90%	66.50%	67.90%	69.30%	70.80%	72.60%	74.30%	75.60%	76.50%
3.80%	52.50%	54.80%	56.40%	57.80%	59.20%	60.50%	62.00%	63.40%	64.60%	65.90%	67.40%	68.90%	70.30%	71.60%	73.30%	74.90%
4.00%	49.80%	52.10%	54.40%	56.10%	57.50%	58.80%	60.10%	61.50%	62.90%	64.30%	65.90%	67.40%	68.90%	70.30%	71.60%	72.90%
4.20%	47.50%	49.70%	51.90%	54.10%	55.80%	57.20%	58.40%	59.80%	61.40%	62.90%	64.40%	65.90%	67.40%	68.90%	70.30%	71.60%
4.40%	45.00%	47.20%	49.20%	51.40%	53.50%	55.40%	56.90%	58.50%	59.90%	61.50%	63.00%	64.50%	66.00%	67.50%	69.00%	70.30%
4.60%	42.90%	45.10%	47.40%	49.50%	51.60%	53.60%	55.40%	57.00%	58.60%	60.10%	61.70%	63.20%	64.60%	66.10%	67.60%	69.00%
4.80%	40.90%	43.30%	45.70%	47.90%	50.00%	52.00%	53.90%	55.70%	57.20%	58.70%	60.10%	61.80%	63.30%	64.80%	66.30%	67.70%
5.00%	37.90%	41.50%	43.90%	46.20%	48.40%	50.40%	52.40%	54.30%	56.00%	57.50%	59.00%	60.40%	61.90%	63.30%	64.90%	66.40%
5.20%	34.20%	39.30%	42.20%	44.50%	46.70%	48.80%	50.90%	52.80%	54.70%	56.30%	57.80%	59.20%	60.70%	62.10%	63.50%	64.90%
5.40%	30.50%	35.70%	40.40%	42.80%	45.10%	47.30%	49.30%	51.30%	53.20%	55.10%	56.60%	58.10%	59.50%	61.00%	62.40%	63.80%
5.60%	26.40%	32.20%	37.20%	41.10%	43.50%	45.70%	47.80%	49.90%	51.80%	53.70%	55.40%	56.90%	58.40%	59.80%	61.30%	62.70%
5.80%	22.20%	28.40%	33.80%	38.70%	41.80%	44.10%	46.30%	48.40%	50.40%	52.30%	54.10%	55.80%	57.30%	58.70%	60.10%	61.60%
6.00%	18.10%	24.30%	30.30%	35.40%	40.10%	42.50%	44.80%	46.90%	49.00%	50.90%	52.80%	54.60%	56.20%	57.60%	59.10%	60.50%
<b>Weighted Average Fitch Recovery Rate</b>																

(3) at the discretion of the Collateral Manager if (x) Fixed Rate Assets constitute 5% of the Collateral Principal Balance, (y) each of the five largest obligors in the portfolio constitutes no more than 2.50% of the Collateral Principal Balance and (z) each other obligor in the portfolio constitutes no more than 2.00% of the Collateral Principal Balance:

<b>Maximum Fitch Weighted Average Rating Factor</b>																
<b>Minimum Fitch Floating Spread</b>	<b>20</b>	<b>21</b>	<b>22</b>	<b>23</b>	<b>24</b>	<b>25</b>	<b>26</b>	<b>27</b>	<b>28</b>	<b>29</b>	<b>30</b>	<b>31</b>	<b>32</b>	<b>33</b>	<b>34</b>	<b>35</b>
2.00%	74.30%	75.80%	77.20%	78.40%	79.40%	80.40%	81.10%	81.80%	82.60%	83.20%	83.80%	84.40%	85.00%	85.60%	86.30%	86.90%
2.20%	71.60%	73.20%	74.70%	76.00%	77.00%	77.90%	78.80%	79.70%	80.40%	81.20%	82.20%	82.90%	83.60%	84.20%	84.80%	85.40%
2.40%	68.80%	70.20%	71.70%	73.50%	75.20%	76.30%	77.40%	78.30%	79.20%	80.10%	80.90%	81.60%	82.30%	83.00%	83.60%	84.20%
2.60%	66.10%	67.90%	69.50%	71.10%	72.70%	74.50%	75.80%	76.80%	77.70%	78.70%	79.50%	80.30%	81.10%	81.90%	82.60%	83.20%
2.80%	63.90%	65.30%	66.90%	68.40%	69.80%	71.60%	73.60%	75.20%	76.20%	77.20%	78.10%	79.00%	79.80%	80.60%	81.40%	82.10%
3.00%	61.80%	63.20%	64.60%	66.20%	67.70%	69.20%	70.80%	72.80%	74.50%	75.70%	76.70%	77.60%	78.50%	79.30%	80.10%	81.00%
3.20%	59.90%	61.40%	62.80%	64.10%	65.50%	67.10%	68.50%	69.90%	71.70%	73.60%	75.20%	76.20%	77.10%	78.00%	78.90%	80.10%
3.40%	58.00%	59.40%	60.80%	62.30%	63.60%	64.90%	66.50%	68.10%	69.50%	71.20%	72.90%	74.60%	75.70%	76.60%	77.80%	79.00%
3.60%	56.30%	57.80%	59.10%	60.50%	61.90%	63.30%	64.60%	66.00%	67.70%	69.40%	70.90%	72.40%	73.90%	75.40%	76.70%	77.90%
3.80%	54.10%	56.00%	57.50%	58.90%	60.30%	61.70%	63.00%	64.50%	66.20%	68.00%	69.70%	71.20%	72.60%	74.20%	75.60%	76.90%
4.00%	51.70%	53.90%	55.70%	57.20%	58.50%	59.80%	61.30%	63.00%	64.70%	66.50%	68.20%	69.90%	71.40%	72.90%	74.50%	75.90%
4.20%	49.40%	51.60%	53.70%	55.60%	57.10%	58.60%	59.90%	61.60%	63.30%	65.00%	66.80%	68.50%	70.10%	71.70%	73.30%	74.80%
4.40%	47.90%	49.90%	52.10%	54.10%	55.80%	57.30%	58.70%	60.20%	61.90%	63.60%	65.30%	67.00%	68.80%	70.50%	72.10%	73.60%
4.60%	46.20%	48.30%	50.40%	52.50%	54.60%	56.10%	57.50%	58.90%	60.60%	62.30%	64.00%	65.60%	67.50%	69.20%	70.90%	72.50%
4.80%	44.30%	46.60%	48.60%	50.70%	52.90%	54.90%	56.40%	57.80%	59.20%	60.90%	62.70%	64.30%	66.10%	67.90%	69.70%	71.20%
5.00%	42.30%	44.80%	46.90%	49.00%	51.00%	53.20%	55.10%	56.60%	58.00%	59.60%	61.30%	63.10%	64.80%	66.70%	68.40%	70.00%
5.20%	40.50%	43.00%	45.30%	47.30%	49.30%	51.40%	53.50%	55.40%	56.80%	58.30%	60.00%	61.90%	63.60%	65.40%	67.10%	68.80%
5.40%	37.40%	41.20%	43.60%	45.80%	47.80%	49.70%	51.80%	53.80%	55.60%	57.20%	58.90%	60.70%	62.50%	64.20%	65.80%	67.50%
5.60%	33.60%	38.70%	41.80%	44.20%	46.30%	48.30%	50.30%	52.30%	54.20%	56.00%	57.70%	59.50%	61.10%	63.00%	64.60%	66.30%

5.80%	29.60%	35.10%	39.90%	42.50%	44.80%	46.80%	48.90%	50.90%	52.90%	54.90%	56.60%	58.40%	60.00%	61.60%	63.20%	65.00%
6.00%	25.30%	31.20%	36.50%	40.70%	43.10%	45.30%	47.50%	49.50%	51.50%	53.60%	55.40%	57.20%	59.00%	60.50%	62.10%	63.70%
<b>Weighted Average Fitch Recovery Rate</b>																

(4) at the discretion of the Collateral Manager if (x) Fixed Rate Assets constitute 0% of the Collateral Principal Balance, (y) each of the five largest obligors in the portfolio constitutes no more than 2.50% of the Collateral Principal Balance and (z) each other obligor in the portfolio constitutes no more than 2.00% of the Collateral Principal Balance:

<b>Maximum Fitch Weighted Average Rating Factor</b>																
<b>Minimum Fitch Floating Spread</b>	20	21	22	23	24	25	26	27	28	29	30	31	32	33	34	35
2.00%	74.30%	75.80%	77.20%	78.40%	79.40%	80.40%	81.10%	81.80%	82.60%	83.20%	83.80%	84.40%	85.00%	85.60%	86.20%	86.90%
2.20%	71.60%	73.20%	74.70%	76.00%	77.00%	77.90%	78.80%	79.70%	80.40%	81.20%	82.20%	82.90%	83.60%	84.20%	84.80%	85.40%
2.40%	68.80%	70.20%	71.70%	73.50%	75.20%	76.30%	77.40%	78.30%	79.20%	80.10%	80.90%	81.60%	82.30%	83.00%	83.60%	84.20%
2.60%	66.10%	67.90%	69.50%	71.10%	72.70%	74.50%	75.80%	76.80%	77.80%	78.70%	79.50%	80.30%	81.10%	81.90%	82.60%	83.20%
2.80%	63.90%	65.30%	66.90%	68.40%	69.80%	71.60%	73.60%	75.20%	76.20%	77.20%	78.20%	79.00%	79.80%	80.60%	81.40%	82.00%
3.00%	61.80%	63.20%	64.60%	66.20%	67.70%	69.20%	70.80%	72.80%	74.50%	75.70%	76.70%	77.60%	78.50%	79.30%	80.10%	80.80%
3.20%	59.90%	61.40%	62.80%	64.10%	65.50%	67.00%	68.50%	69.80%	71.70%	73.60%	75.20%	76.10%	77.10%	78.00%	78.80%	79.60%
3.40%	57.90%	59.30%	60.60%	62.10%	63.40%	64.80%	66.30%	67.90%	69.40%	70.90%	72.70%	74.40%	75.60%	76.50%	77.30%	78.20%
3.60%	56.00%	57.50%	58.90%	60.20%	61.60%	63.10%	64.30%	65.70%	67.10%	68.50%	70.00%	71.50%	73.20%	74.90%	75.90%	76.90%
3.80%	53.40%	55.60%	57.10%	58.50%	59.90%	61.30%	62.60%	63.90%	65.50%	67.00%	68.50%	70.00%	71.30%	72.60%	73.80%	75.30%
4.00%	51.00%	53.20%	55.20%	56.70%	58.00%	59.30%	60.90%	62.50%	64.00%	65.50%	67.00%	68.50%	69.90%	71.30%	72.60%	73.80%
4.20%	48.50%	50.60%	52.80%	54.90%	56.40%	57.90%	59.50%	61.00%	62.60%	64.10%	65.50%	67.10%	68.50%	70.00%	71.30%	72.60%
4.40%	46.40%	48.60%	50.70%	52.70%	54.80%	56.50%	58.10%	59.60%	61.10%	62.70%	64.10%	65.60%	67.10%	68.60%	70.00%	71.30%
4.60%	44.60%	46.90%	49.00%	51.10%	53.10%	55.00%	56.60%	58.30%	59.70%	61.30%	62.80%	64.30%	65.70%	67.20%	68.70%	70.10%
4.80%	42.70%	45.10%	47.30%	49.50%	51.50%	53.50%	55.30%	56.80%	58.30%	59.80%	61.50%	63.00%	64.40%	65.90%	67.40%	68.80%
5.00%	40.90%	43.30%	45.70%	47.80%	49.90%	51.90%	53.80%	55.60%	57.10%	58.60%	60.00%	61.50%	63.00%	64.60%	66.00%	67.50%
5.20%	38.10%	41.60%	44.00%	46.20%	48.30%	50.40%	52.40%	54.20%	55.90%	57.40%	58.90%	60.30%	61.80%	63.20%	64.60%	66.20%
5.40%	34.50%	39.50%	42.20%	44.60%	46.80%	48.90%	50.90%	52.80%	54.60%	56.20%	57.70%	59.20%	60.60%	62.10%	63.50%	64.80%
5.60%	30.90%	36.10%	40.50%	42.90%	45.20%	47.30%	49.40%	51.40%	53.20%	55.10%	56.60%	58.00%	59.50%	60.90%	62.30%	63.70%
5.80%	26.90%	32.60%	37.60%	41.20%	43.60%	45.80%	47.90%	49.90%	51.80%	53.70%	55.40%	56.90%	58.40%	59.80%	61.20%	62.60%
6.00%	22.80%	29.00%	34.20%	39.10%	42.00%	44.20%	46.40%	48.50%	50.40%	52.30%	54.20%	55.80%	57.30%	58.70%	60.10%	61.60%
<b>Weighted Average Fitch Recovery Rate</b>																

(b) if the Fitch Test Matrix WAL Value is less than or equal to 5.5 years:

(1) at the discretion of the Collateral Manager if (x) Fixed Rate Assets constitute 5% of the Collateral Principal Balance and (y) (i) the two largest obligors in the portfolio each constitutes no more than 1.25% of the Collateral Principal Balance and (ii) each other obligor in the portfolio constitutes no more than 1.00% of the Collateral Principal Balance:

<b>Maximum Fitch Weighted Average Rating Factor</b>
---

Minimum Fitch Floating Spread	20	21	22	23	24	25	26	27	28	29	30	31	32	33	34	35
2.00%	72.60%	74.20%	75.70%	76.90%	78.00%	79.10%	79.90%	80.70%	81.50%	82.20%	82.90%	83.50%	84.10%	84.60%	85.30%	86.00%
2.20%	69.20%	71.00%	72.70%	74.40%	75.80%	76.80%	77.80%	78.70%	79.50%	80.60%	81.50%	82.20%	83.00%	83.70%	84.30%	84.90%
2.40%	66.90%	68.50%	69.90%	71.60%	73.60%	75.30%	76.40%	77.40%	78.40%	79.30%	80.10%	80.90%	81.60%	82.30%	82.90%	83.90%
2.60%	64.20%	65.80%	67.60%	69.20%	70.80%	72.70%	74.70%	75.90%	76.90%	77.80%	78.70%	79.70%	80.50%	81.30%	82.00%	82.70%
2.80%	62.20%	63.70%	65.20%	66.90%	68.50%	70.00%	72.00%	73.90%	75.40%	76.50%	77.50%	78.40%	79.20%	80.00%	80.70%	81.50%
3.00%	60.50%	62.10%	63.60%	64.90%	66.50%	68.00%	69.50%	71.30%	73.10%	74.90%	76.00%	77.00%	77.90%	78.80%	79.60%	80.60%
3.20%	58.70%	60.10%	61.60%	63.10%	64.40%	65.90%	67.50%	69.00%	70.70%	72.70%	74.40%	75.60%	76.50%	77.40%	78.40%	79.40%
3.40%	57.10%	58.60%	59.90%	61.40%	62.90%	64.20%	65.60%	67.20%	68.70%	70.10%	71.90%	73.70%	75.20%	76.20%	77.20%	78.10%
3.60%	55.30%	56.90%	58.40%	59.80%	61.30%	62.70%	64.10%	65.40%	66.90%	68.40%	69.70%	71.40%	73.10%	74.70%	75.80%	76.70%
3.80%	53.00%	55.20%	56.70%	58.20%	59.60%	61.00%	62.40%	63.80%	65.00%	66.50%	68.00%	69.30%	70.80%	72.60%	74.20%	75.50%
4.00%	50.60%	53.00%	55.30%	56.80%	58.20%	59.50%	60.80%	62.20%	63.40%	64.60%	66.00%	67.40%	69.00%	70.60%	72.20%	73.90%
4.20%	48.50%	50.80%	53.10%	55.20%	56.70%	58.10%	59.40%	60.70%	62.00%	63.30%	64.40%	66.10%	67.80%	69.40%	70.90%	72.30%
4.40%	46.30%	48.50%	50.60%	52.90%	55.10%	56.50%	57.90%	59.20%	60.40%	61.80%	63.20%	64.80%	66.50%	68.10%	69.70%	71.20%
4.60%	44.30%	46.50%	48.60%	50.60%	52.80%	54.90%	56.40%	57.80%	59.10%	60.30%	62.00%	63.60%	65.20%	66.90%	68.50%	70.10%
4.80%	42.20%	44.40%	46.60%	48.70%	50.80%	53.00%	55.10%	56.40%	57.70%	59.10%	60.80%	62.40%	64.10%	65.70%	67.40%	69.00%
5.00%	39.90%	42.40%	44.80%	46.90%	48.90%	50.90%	53.00%	55.00%	56.30%	58.00%	59.60%	61.30%	62.90%	64.50%	66.20%	67.80%
5.20%	35.60%	40.40%	42.70%	44.90%	46.90%	48.90%	50.90%	53.00%	55.00%	56.80%	58.50%	60.10%	61.80%	63.40%	65.00%	66.60%
5.40%	31.10%	36.40%	40.70%	43.00%	45.30%	47.30%	49.30%	51.30%	53.50%	55.60%	57.40%	59.00%	60.70%	62.30%	63.90%	65.50%
5.60%	26.70%	32.50%	37.60%	41.20%	43.60%	45.90%	47.90%	49.80%	52.10%	54.20%	56.10%	57.90%	59.60%	61.20%	62.80%	64.40%
5.80%	22.50%	28.50%	34.20%	39.00%	42.00%	44.30%	46.40%	48.40%	50.60%	52.80%	54.90%	56.70%	58.40%	60.00%	61.80%	63.30%
6.00%	18.80%	24.90%	30.60%	35.70%	40.30%	42.70%	45.00%	47.00%	49.10%	51.40%	53.60%	55.60%	57.20%	58.90%	60.60%	62.30%
<b>Weighted Average Fitch Recovery Rate</b>																

(2) at the discretion of the Collateral Manager if (x) Fixed Rate Assets constitute 0% of the Collateral Principal Balance and (y) (i) the two largest obligors in the portfolio each constitutes no more than 1.25% of the Collateral Principal Balance and (ii) each other obligor in the portfolio constitutes no more than 1.00% of the Collateral Principal Balance:

<b>Maximum Fitch Weighted Average Rating Factor</b>																
Minimum Fitch Floating Spread	20	21	22	23	24	25	26	27	28	29	30	31	32	33	34	35
2.00%	72.60%	74.20%	75.70%	76.90%	78.00%	79.10%	79.90%	80.70%	81.50%	82.20%	82.90%	83.50%	84.10%	84.60%	85.30%	86.00%
2.20%	69.20%	71.00%	72.70%	74.20%	75.60%	76.70%	77.70%	78.60%	79.40%	80.50%	81.40%	82.10%	83.00%	83.60%	84.20%	84.80%
2.40%	66.90%	68.50%	69.90%	71.60%	73.30%	75.20%	76.30%	77.30%	78.30%	79.20%	80.10%	80.80%	81.50%	82.20%	82.90%	83.60%
2.60%	64.00%	65.70%	67.50%	69.20%	70.80%	72.60%	74.50%	75.80%	76.80%	77.70%	78.60%	79.60%	80.40%	81.20%	81.90%	82.60%
2.80%	62.10%	63.50%	65.10%	66.80%	68.40%	69.90%	71.80%	73.70%	75.30%	76.40%	77.40%	78.30%	79.10%	79.90%	80.60%	81.30%
3.00%	60.30%	61.90%	63.40%	64.80%	66.30%	67.90%	69.30%	71.10%	73.00%	74.70%	75.90%	76.90%	77.80%	78.70%	79.50%	80.30%
3.20%	58.40%	59.90%	61.40%	62.90%	64.20%	65.70%	67.30%	68.80%	70.40%	72.40%	74.20%	75.50%	76.40%	77.30%	78.30%	79.10%
3.40%	56.80%	58.30%	59.70%	61.10%	62.50%	63.90%	65.20%	66.80%	68.40%	69.70%	71.50%	73.20%	74.90%	76.00%	76.90%	77.80%
3.60%	54.70%	56.40%	57.90%	59.30%	60.80%	62.20%	63.60%	65.00%	66.40%	67.90%	69.30%	70.80%	72.50%	74.20%	75.50%	76.40%
3.80%	52.20%	54.50%	56.20%	57.60%	59.10%	60.40%	61.80%	63.20%	64.50%	65.80%	67.30%	68.70%	70.00%	71.70%	73.50%	75.10%

4.00%	49.60%	52.00%	54.30%	56.10%	57.60%	58.90%	60.20%	61.50%	62.80%	64.10%	65.30%	66.70%	68.10%	69.50%	71.10%	72.90%
4.20%	47.40%	49.60%	51.90%	54.10%	55.90%	57.30%	58.70%	59.90%	61.20%	62.50%	63.80%	64.90%	66.40%	67.80%	69.00%	70.40%
4.40%	45.10%	47.30%	49.40%	51.60%	53.80%	55.60%	57.00%	58.30%	59.60%	60.90%	62.30%	63.60%	64.70%	66.30%	67.80%	69.20%
4.60%	42.90%	45.10%	47.30%	49.30%	51.40%	53.50%	55.40%	56.80%	58.20%	59.40%	60.70%	62.10%	63.50%	65.00%	66.50%	68.00%
4.80%	40.60%	43.00%	45.10%	47.20%	49.30%	51.50%	53.50%	55.40%	56.70%	58.00%	59.20%	60.80%	62.30%	63.80%	65.20%	66.80%
5.00%	36.10%	40.60%	43.00%	45.30%	47.30%	49.30%	51.30%	53.30%	55.20%	56.60%	58.00%	59.50%	61.00%	62.60%	64.00%	65.50%
5.20%	31.50%	36.90%	40.90%	43.20%	45.30%	47.30%	49.40%	51.40%	53.40%	55.20%	56.70%	58.30%	59.80%	61.30%	62.80%	64.30%
5.40%	26.50%	32.30%	37.40%	41.10%	43.40%	45.70%	47.90%	50.00%	52.00%	53.90%	55.60%	57.10%	58.60%	60.10%	61.70%	63.20%
5.60%	21.30%	27.80%	33.50%	38.60%	41.80%	44.20%	46.40%	48.50%	50.60%	52.50%	54.40%	56.00%	57.50%	59.00%	60.50%	62.00%
5.80%	17.20%	23.40%	29.70%	35.00%	40.00%	42.50%	44.80%	47.10%	49.20%	51.10%	53.00%	54.90%	56.40%	57.90%	59.40%	60.90%
6.00%	13.50%	19.10%	25.40%	31.40%	36.50%	40.80%	43.20%	45.50%	47.60%	49.70%	51.70%	53.60%	55.40%	56.90%	58.30%	59.80%
<b>Weighted Average Fitch Recovery Rate</b>																

(3) at the discretion of the Collateral Manager if (x) Fixed Rate Assets constitute 5% of the Collateral Principal Balance, (y) each of the five largest obligors in the portfolio constitutes no more than 2.50% of the Collateral Principal Balance and (z) each other obligor in the portfolio constitutes no more than 2.00% of the Collateral Principal Balance:

<b>Maximum Fitch Weighted Average Rating Factor</b>																
<b>Minimum Fitch Floating Spread</b>	20	21	22	23	24	25	26	27	28	29	30	31	32	33	34	35
2.00%	72.40%	74.30%	75.80%	77.00%	78.00%	79.10%	80.00%	80.80%	81.60%	82.30%	83.00%	83.60%	84.20%	84.70%	85.40%	86.10%
2.20%	69.80%	71.60%	73.30%	75.20%	76.30%	77.40%	78.30%	79.20%	80.00%	80.80%	81.50%	82.50%	83.30%	83.90%	84.50%	85.00%
2.40%	67.50%	69.10%	70.20%	72.50%	74.60%	75.90%	76.90%	77.90%	78.80%	79.70%	80.60%	81.30%	82.00%	82.70%	83.30%	83.90%
2.60%	64.60%	66.30%	68.10%	69.70%	71.60%	73.50%	75.20%	76.20%	77.30%	78.30%	79.20%	80.00%	80.80%	81.60%	82.40%	83.20%
2.80%	62.70%	64.20%	65.80%	67.40%	69.00%	70.80%	72.80%	74.60%	75.90%	76.90%	77.80%	78.60%	79.40%	80.20%	81.20%	82.20%
3.00%	60.90%	62.50%	64.00%	65.40%	67.10%	68.60%	70.00%	71.80%	73.70%	75.40%	76.30%	77.30%	78.10%	79.00%	79.80%	80.80%
3.20%	59.10%	60.50%	62.10%	63.50%	64.90%	66.60%	68.20%	69.60%	71.40%	73.20%	74.90%	75.90%	76.80%	77.60%	78.70%	79.60%
3.40%	57.60%	59.00%	60.40%	62.00%	63.40%	64.70%	66.20%	67.70%	69.10%	70.60%	72.40%	74.10%	75.50%	76.50%	77.40%	78.30%
3.60%	55.80%	57.30%	58.90%	60.30%	61.90%	63.20%	64.50%	65.90%	67.30%	68.80%	70.10%	71.80%	73.50%	75.10%	76.00%	77.00%
3.80%	53.80%	55.80%	57.30%	58.70%	60.00%	61.40%	62.80%	64.10%	65.40%	66.90%	68.30%	69.90%	71.40%	73.00%	74.60%	75.80%
4.00%	51.60%	53.90%	55.80%	57.20%	58.60%	59.90%	61.20%	62.50%	63.80%	65.20%	66.90%	68.60%	70.20%	71.70%	73.10%	74.40%
4.20%	49.20%	51.40%	53.70%	55.60%	57.10%	58.40%	59.70%	61.00%	62.40%	64.00%	65.60%	67.30%	68.90%	70.50%	72.00%	73.40%
4.40%	47.00%	49.10%	51.30%	53.50%	55.50%	56.90%	58.20%	59.50%	61.00%	62.70%	64.40%	66.00%	67.70%	69.30%	70.80%	72.30%
4.60%	44.90%	47.10%	49.20%	51.20%	53.40%	55.30%	56.70%	58.20%	59.80%	61.50%	63.20%	64.80%	66.50%	68.10%	69.70%	71.20%
4.80%	42.90%	45.10%	47.20%	49.20%	51.30%	53.50%	55.40%	57.00%	58.70%	60.30%	62.00%	63.60%	65.20%	66.90%	68.50%	70.10%
5.00%	40.70%	43.00%	45.30%	47.40%	49.40%	51.50%	53.60%	55.70%	57.50%	59.20%	60.80%	62.50%	64.10%	65.70%	67.40%	69.00%
5.20%	37.20%	41.10%	43.60%	45.80%	47.90%	49.80%	52.10%	54.40%	56.30%	58.10%	59.70%	61.30%	63.00%	64.60%	66.20%	67.80%
5.40%	33.60%	38.60%	41.80%	44.20%	46.40%	48.40%	50.60%	52.90%	55.10%	56.90%	58.60%	60.20%	61.90%	63.50%	65.00%	66.70%
5.60%	29.80%	35.20%	40.00%	42.50%	44.80%	46.90%	49.10%	51.40%	53.60%	55.60%	57.40%	59.10%	60.80%	62.40%	64.00%	65.60%
5.80%	25.70%	31.50%	36.80%	40.80%	43.20%	45.40%	47.60%	49.90%	52.20%	54.40%	56.20%	57.90%	59.60%	61.30%	62.90%	64.50%
6.00%	22.00%	28.00%	33.40%	38.10%	41.50%	43.90%	46.10%	48.50%	50.70%	53.00%	55.10%	56.80%	58.40%	60.10%	61.80%	63.50%
<b>Weighted Average Fitch Recovery Rate</b>																

(4) at the discretion of the Collateral Manager if (x) Fixed Rate Assets constitute 0% of the Collateral Principal Balance, (y) each of the five largest obligors in the portfolio constitutes no more than 2.50% of the Collateral Principal Balance and (z) each other obligor in the portfolio constitutes no more than 2.00% of the Collateral Principal Balance:

Maximum Fitch Weighted Average Rating Factor																
Minimum Fitch Floating Spread	20	21	22	23	24	25	26	27	28	29	30	31	32	33	34	35
2.00%	72.40%	74.30%	75.80%	77.00%	78.00%	79.00%	80.00%	80.80%	81.60%	82.30%	82.90%	83.60%	84.20%	84.70%	85.40%	86.10%
2.20%	69.80%	71.60%	73.30%	75.20%	76.30%	77.30%	78.30%	79.20%	80.00%	80.80%	81.50%	82.50%	83.30%	83.90%	84.50%	85.00%
2.40%	67.50%	69.10%	70.20%	72.50%	74.60%	75.90%	76.90%	77.90%	78.80%	79.70%	80.60%	81.30%	82.00%	82.70%	83.30%	83.90%
2.60%	64.60%	66.30%	68.00%	69.70%	71.60%	73.50%	75.20%	76.20%	77.30%	78.30%	79.20%	80.00%	80.80%	81.60%	82.30%	83.00%
2.80%	62.70%	64.20%	65.70%	67.40%	69.00%	70.80%	72.80%	74.60%	75.90%	76.90%	77.80%	78.60%	79.40%	80.20%	81.00%	81.80%
3.00%	60.90%	62.50%	64.00%	65.40%	67.00%	68.60%	70.00%	71.80%	73.70%	75.40%	76.30%	77.30%	78.10%	79.00%	79.80%	80.50%
3.20%	59.00%	60.50%	62.00%	63.40%	64.90%	66.50%	68.10%	69.60%	71.30%	73.20%	74.80%	75.80%	76.70%	77.60%	78.50%	79.30%
3.40%	57.40%	58.90%	60.20%	61.80%	63.20%	64.60%	66.00%	67.50%	68.90%	70.30%	72.10%	73.80%	75.30%	76.30%	77.20%	78.10%
3.60%	55.40%	57.00%	58.60%	60.00%	61.50%	62.90%	64.20%	65.50%	67.00%	68.40%	69.80%	71.50%	73.10%	74.80%	75.80%	76.70%
3.80%	53.20%	55.40%	56.90%	58.30%	59.60%	61.00%	62.40%	63.70%	64.90%	66.40%	67.80%	69.20%	70.70%	72.30%	74.10%	75.40%
4.00%	50.80%	53.10%	55.30%	56.80%	58.10%	59.40%	60.70%	62.10%	63.30%	64.50%	65.80%	67.20%	68.50%	69.90%	71.70%	73.50%
4.20%	48.30%	50.40%	52.80%	55.00%	56.50%	57.90%	59.20%	60.40%	61.80%	63.00%	64.20%	65.70%	67.20%	68.70%	70.10%	71.30%
4.40%	46.00%	48.20%	50.20%	52.50%	54.60%	56.20%	57.50%	58.80%	60.00%	61.40%	62.90%	64.40%	65.90%	67.40%	68.80%	70.20%
4.60%	43.80%	46.00%	48.10%	50.10%	52.30%	54.30%	56.00%	57.30%	58.60%	60.10%	61.70%	63.20%	64.60%	66.10%	67.60%	69.00%
4.80%	41.60%	43.90%	46.00%	48.10%	50.00%	52.20%	54.30%	55.90%	57.30%	58.80%	60.40%	61.90%	63.40%	64.80%	66.40%	67.90%
5.00%	38.30%	41.60%	43.80%	46.10%	48.30%	50.40%	52.40%	54.30%	56.00%	57.60%	59.10%	60.60%	62.20%	63.70%	65.10%	66.70%
5.20%	34.10%	39.20%	42.10%	44.50%	46.80%	48.90%	50.90%	52.90%	54.80%	56.40%	57.90%	59.40%	60.90%	62.40%	63.90%	65.40%
5.40%	30.60%	35.80%	40.40%	42.90%	45.20%	47.40%	49.50%	51.50%	53.40%	55.20%	56.80%	58.20%	59.70%	61.30%	62.80%	64.30%
5.60%	26.30%	32.20%	37.40%	41.20%	43.60%	45.90%	48.00%	50.10%	52.00%	53.90%	55.60%	57.20%	58.60%	60.10%	61.60%	63.10%
5.80%	21.80%	28.20%	33.80%	38.80%	41.90%	44.30%	46.50%	48.70%	50.70%	52.60%	54.40%	56.10%	57.60%	59.00%	60.50%	62.00%
6.00%	17.60%	23.90%	30.10%	35.30%	40.20%	42.60%	44.90%	47.10%	49.20%	51.20%	53.10%	55.00%	56.50%	58.00%	59.40%	60.90%
Weighted Average Fitch Recovery Rate																

(c) if the Fitch Test Matrix WAL Value is less than or equal to 7 years:

(1) at the discretion of the Collateral Manager if (x) Fixed Rate Assets constitute 5% of the Collateral Principal Balance and (y) (i) the two largest obligors in the portfolio each constitutes no more than 1.25% of the Collateral Principal Balance and (ii) each other obligor in the portfolio constitutes no more than 1.00% of the Collateral Principal Balance:

Maximum Fitch Weighted Average Rating Factor																
Minimum Fitch	20	21	22	23	24	25	26	27	28	29	30	31	32	33	34	35

<b>Floating Spread</b>																
2.00%	74.10%	75.60%	77.10%	78.30%	79.30%	80.30%	81.00%	81.80%	82.50%	83.20%	83.80%	84.40%	85.00%	85.60%	86.20%	86.80%
2.20%	71.10%	72.70%	74.20%	75.60%	76.70%	77.60%	78.50%	79.50%	80.20%	81.00%	81.70%	82.40%	83.20%	83.90%	84.50%	85.00%
2.40%	68.40%	70.00%	71.50%	73.10%	74.80%	76.00%	77.10%	78.10%	79.00%	79.80%	80.60%	81.30%	82.00%	82.80%	83.40%	84.00%
2.60%	65.70%	67.60%	69.30%	70.90%	72.40%	74.10%	75.60%	76.60%	77.50%	78.40%	79.20%	80.00%	80.80%	81.60%	82.30%	82.90%
2.80%	63.50%	65.10%	66.60%	68.30%	69.50%	71.10%	73.10%	74.90%	76.00%	76.90%	77.80%	78.70%	79.50%	80.30%	81.10%	81.80%
3.00%	61.30%	62.80%	64.20%	65.90%	67.50%	68.80%	70.30%	72.30%	74.00%	75.40%	76.30%	77.20%	78.10%	79.00%	79.80%	80.70%
3.20%	59.50%	60.90%	62.40%	63.70%	65.10%	66.60%	68.10%	69.50%	71.20%	73.00%	74.60%	75.80%	76.70%	77.70%	78.60%	79.50%
3.40%	57.60%	59.00%	60.40%	61.90%	63.30%	64.60%	66.10%	67.60%	69.00%	70.30%	72.20%	74.00%	75.50%	76.40%	77.20%	78.10%
3.60%	55.90%	57.40%	58.80%	60.00%	61.50%	62.80%	64.10%	65.40%	67.00%	68.40%	69.80%	71.50%	73.20%	74.90%	76.00%	77.00%
3.80%	53.40%	55.50%	57.00%	58.40%	59.70%	61.10%	62.50%	63.90%	65.10%	66.70%	68.50%	70.10%	71.60%	73.10%	74.60%	76.00%
4.00%	50.80%	53.10%	55.30%	56.80%	58.20%	59.50%	60.80%	62.20%	63.50%	65.20%	67.00%	68.70%	70.30%	71.80%	73.40%	74.90%
4.20%	48.70%	50.90%	53.10%	55.10%	56.50%	57.90%	59.10%	60.40%	62.10%	63.80%	65.50%	67.20%	68.90%	70.60%	72.20%	73.70%
4.40%	46.60%	48.70%	50.70%	52.80%	54.90%	56.40%	57.90%	59.30%	60.70%	62.40%	64.10%	65.80%	67.50%	69.30%	71.00%	72.50%
4.60%	44.80%	47.00%	49.10%	51.20%	53.30%	55.20%	56.60%	58.00%	59.50%	61.00%	62.80%	64.40%	66.20%	68.00%	69.70%	71.40%
4.80%	42.70%	45.20%	47.40%	49.40%	51.50%	53.70%	55.50%	56.90%	58.30%	59.70%	61.40%	63.10%	64.80%	66.70%	68.50%	70.20%
5.00%	40.70%	43.30%	45.60%	47.70%	49.70%	51.90%	53.90%	55.70%	57.10%	58.50%	60.10%	61.80%	63.60%	65.40%	67.20%	68.90%
5.20%	38.00%	41.50%	43.80%	46.00%	48.10%	50.10%	52.20%	54.20%	55.90%	57.30%	58.80%	60.60%	62.40%	64.10%	65.90%	67.60%
5.40%	34.20%	39.20%	42.10%	44.50%	46.60%	48.50%	50.50%	52.60%	54.60%	56.10%	57.60%	59.40%	61.20%	63.00%	64.60%	66.30%
5.60%	30.20%	35.60%	40.30%	42.70%	45.10%	47.10%	49.00%	50.90%	52.90%	54.90%	56.50%	58.30%	60.00%	61.60%	63.40%	65.00%
5.80%	25.80%	31.70%	37.00%	41.00%	43.30%	45.60%	47.50%	49.40%	51.40%	53.40%	55.30%	57.10%	58.90%	60.40%	62.10%	63.90%
6.00%	21.40%	27.60%	33.30%	38.30%	41.60%	44.00%	46.10%	48.00%	50.10%	52.10%	54.10%	56.00%	57.80%	59.40%	61.00%	62.50%
<b>Weighted Average Fitch Recovery Rate</b>																

(2) at the discretion of the Collateral Manager if (x) Fixed Rate Assets constitute 0% of the Collateral Principal Balance and (y) (i) the two largest obligors in the portfolio each constitutes no more than 1.25% of the Collateral Principal Balance and (ii) each other obligor in the portfolio constitutes no more than 1.00% of the Collateral Principal Balance:

<b>Maximum Fitch Weighted Average Rating Factor</b>																
<b>Minimum Fitch Floating Spread</b>	<b>20</b>	<b>21</b>	<b>22</b>	<b>23</b>	<b>24</b>	<b>25</b>	<b>26</b>	<b>27</b>	<b>28</b>	<b>29</b>	<b>30</b>	<b>31</b>	<b>32</b>	<b>33</b>	<b>34</b>	<b>35</b>
2.00%	74.10%	75.60%	77.10%	78.30%	79.30%	80.30%	81.00%	81.80%	82.50%	83.20%	83.80%	84.40%	85.00%	85.60%	86.20%	86.80%
2.20%	71.00%	72.70%	74.20%	75.60%	76.70%	77.50%	78.50%	79.50%	80.20%	81.00%	81.70%	82.30%	83.10%	83.80%	84.40%	85.00%
2.40%	68.40%	70.00%	71.50%	73.10%	74.60%	75.90%	77.00%	78.00%	78.90%	79.70%	80.50%	81.20%	82.00%	82.70%	83.40%	84.00%
2.60%	65.70%	67.60%	69.30%	70.90%	72.40%	73.90%	75.50%	76.50%	77.40%	78.30%	79.10%	79.90%	80.70%	81.50%	82.20%	82.90%
2.80%	63.40%	65.00%	66.60%	68.20%	69.50%	71.00%	72.90%	74.70%	75.90%	76.80%	77.80%	78.60%	79.40%	80.20%	81.00%	81.80%
3.00%	61.20%	62.70%	64.10%	65.70%	67.30%	68.60%	70.10%	72.10%	73.90%	75.30%	76.30%	77.10%	78.00%	78.90%	79.70%	80.50%
3.20%	59.30%	60.70%	62.20%	63.50%	64.90%	66.40%	67.90%	69.30%	70.90%	72.70%	74.40%	75.60%	76.60%	77.60%	78.50%	79.30%
3.40%	57.30%	58.70%	60.00%	61.50%	62.90%	64.30%	65.70%	67.20%	68.70%	70.00%	71.70%	73.50%	75.20%	76.20%	77.00%	77.90%
3.60%	55.40%	56.90%	58.30%	59.70%	61.00%	62.40%	63.70%	64.90%	66.50%	67.90%	69.30%	70.80%	72.60%	74.30%	75.60%	76.50%
3.80%	52.50%	54.80%	56.40%	57.80%	59.20%	60.50%	62.00%	63.40%	64.60%	65.90%	67.40%	68.90%	70.30%	71.60%	73.30%	74.90%
4.00%	49.80%	52.10%	54.40%	56.10%	57.50%	58.80%	60.10%	61.50%	62.90%	64.30%	65.90%	67.40%	68.90%	70.30%	71.60%	72.90%
4.20%	47.50%	49.70%	51.90%	54.10%	55.80%	57.20%	58.40%	59.80%	61.40%	62.90%	64.40%	65.90%	67.40%	68.90%	70.30%	71.60%

4.40%	45.00%	47.20%	49.20%	51.40%	53.50%	55.40%	56.90%	58.50%	59.90%	61.50%	63.00%	64.50%	66.00%	67.50%	69.00%	70.30%
4.60%	42.90%	45.10%	47.40%	49.50%	51.60%	53.60%	55.40%	57.00%	58.60%	60.10%	61.70%	63.20%	64.60%	66.10%	67.60%	69.00%
4.80%	40.90%	43.30%	45.70%	47.90%	50.00%	52.00%	53.90%	55.70%	57.20%	58.70%	60.10%	61.80%	63.30%	64.80%	66.30%	67.70%
5.00%	37.90%	41.50%	43.90%	46.20%	48.40%	50.40%	52.40%	54.30%	56.00%	57.50%	59.00%	60.40%	61.90%	63.30%	64.90%	66.40%
5.20%	34.20%	39.30%	42.20%	44.50%	46.70%	48.80%	50.90%	52.80%	54.70%	56.30%	57.80%	59.20%	60.70%	62.10%	63.50%	64.90%
5.40%	30.50%	35.70%	40.40%	42.80%	45.10%	47.30%	49.30%	51.30%	53.20%	55.10%	56.60%	58.10%	59.50%	61.00%	62.40%	63.80%
5.60%	26.40%	32.20%	37.20%	41.10%	43.50%	45.70%	47.80%	49.90%	51.80%	53.70%	55.40%	56.90%	58.40%	59.80%	61.30%	62.70%
5.80%	22.20%	28.40%	33.80%	38.70%	41.80%	44.10%	46.30%	48.40%	50.40%	52.30%	54.10%	55.80%	57.30%	58.70%	60.10%	61.60%
6.00%	18.10%	24.30%	30.30%	35.40%	40.10%	42.50%	44.80%	46.90%	49.00%	50.90%	52.80%	54.60%	56.20%	57.60%	59.10%	60.50%
<b>Weighted Average Fitch Recovery Rate</b>																

(3) at the discretion of the Collateral Manager if (x) Fixed Rate Assets constitute 5% of the Collateral Principal Balance, (y) each of the five largest obligors in the portfolio constitutes no more than 2.50% of the Collateral Principal Balance and (z) each other obligor in the portfolio constitutes no more than 2.00% of the Collateral Principal Balance:

<b>Maximum Fitch Weighted Average Rating Factor</b>																
<b>Minimum Fitch Floating Spread</b>	20	21	22	23	24	25	26	27	28	29	30	31	32	33	34	35
2.00%	74.30%	75.80%	77.20%	78.40%	79.40%	80.40%	81.10%	81.80%	82.60%	83.20%	83.80%	84.40%	85.00%	85.60%	86.30%	86.90%
2.20%	71.60%	73.20%	74.70%	76.00%	77.00%	77.90%	78.80%	79.70%	80.40%	81.20%	82.20%	82.90%	83.60%	84.20%	84.80%	85.40%
2.40%	68.80%	70.20%	71.70%	73.50%	75.20%	76.30%	77.40%	78.30%	79.20%	80.10%	80.90%	81.60%	82.30%	83.00%	83.60%	84.20%
2.60%	66.10%	67.90%	69.50%	71.10%	72.70%	74.50%	75.80%	76.80%	77.70%	78.70%	79.50%	80.30%	81.10%	81.90%	82.60%	83.20%
2.80%	63.90%	65.30%	66.90%	68.40%	69.80%	71.60%	73.60%	75.20%	76.20%	77.20%	78.10%	79.00%	79.80%	80.60%	81.40%	82.10%
3.00%	61.80%	63.20%	64.60%	66.20%	67.70%	69.20%	70.80%	72.80%	74.50%	75.70%	76.70%	77.60%	78.50%	79.30%	80.10%	81.00%
3.20%	59.90%	61.40%	62.80%	64.10%	65.50%	67.10%	68.50%	69.90%	71.70%	73.60%	75.20%	76.20%	77.10%	78.00%	78.90%	80.10%
3.40%	58.00%	59.40%	60.80%	62.30%	63.60%	64.90%	66.50%	68.10%	69.50%	71.20%	72.90%	74.60%	75.70%	76.60%	77.80%	79.00%
3.60%	56.30%	57.80%	59.10%	60.50%	61.90%	63.30%	64.60%	66.00%	67.70%	69.40%	70.90%	72.40%	73.90%	75.40%	76.70%	77.90%
3.80%	54.10%	56.00%	57.50%	58.90%	60.30%	61.70%	63.00%	64.50%	66.20%	68.00%	69.70%	71.20%	72.60%	74.20%	75.60%	76.90%
4.00%	51.70%	53.90%	55.70%	57.20%	58.50%	59.80%	61.30%	63.00%	64.70%	66.50%	68.20%	69.90%	71.40%	72.90%	74.50%	75.90%
4.20%	49.40%	51.60%	53.70%	55.60%	57.10%	58.60%	59.90%	61.60%	63.30%	65.00%	66.80%	68.50%	70.10%	71.70%	73.30%	74.80%
4.40%	47.90%	49.90%	52.10%	54.10%	55.80%	57.30%	58.70%	60.20%	61.90%	63.60%	65.30%	67.00%	68.80%	70.50%	72.10%	73.60%
4.60%	46.20%	48.30%	50.40%	52.50%	54.60%	56.10%	57.50%	58.90%	60.60%	62.30%	64.00%	65.60%	67.50%	69.20%	70.90%	72.50%
4.80%	44.30%	46.60%	48.60%	50.70%	52.90%	54.90%	56.40%	57.80%	59.20%	60.90%	62.70%	64.30%	66.10%	67.90%	69.70%	71.20%
5.00%	42.30%	44.80%	46.90%	49.00%	51.00%	53.20%	55.10%	56.60%	58.00%	59.60%	61.30%	63.10%	64.80%	66.70%	68.40%	70.00%
5.20%	40.50%	43.00%	45.30%	47.30%	49.30%	51.40%	53.50%	55.40%	56.80%	58.30%	60.00%	61.90%	63.60%	65.40%	67.10%	68.80%
5.40%	37.40%	41.20%	43.60%	45.80%	47.80%	49.70%	51.80%	53.80%	55.60%	57.20%	58.90%	60.70%	62.50%	64.20%	65.80%	67.50%
5.60%	33.60%	38.70%	41.80%	44.20%	46.30%	48.30%	50.30%	52.30%	54.20%	56.00%	57.70%	59.50%	61.10%	63.00%	64.60%	66.30%
5.80%	29.60%	35.10%	39.90%	42.50%	44.80%	46.80%	48.90%	50.90%	52.90%	54.90%	56.60%	58.40%	60.00%	61.60%	63.20%	65.00%
6.00%	25.30%	31.20%	36.50%	40.70%	43.10%	45.30%	47.50%	49.50%	51.50%	53.60%	55.40%	57.20%	59.00%	60.50%	62.10%	63.70%
<b>Weighted Average Fitch Recovery Rate</b>																

(4) at the discretion of the Collateral Manager if (x) Fixed Rate Assets constitute 0% of the Collateral Principal Balance, (y) each of the five largest obligors in

the portfolio constitutes no more than 2.50% of the Collateral Principal Balance and (z) each other obligor in the portfolio constitutes no more than 2.00% of the Collateral Principal Balance:

Maximum Fitch Weighted Average Rating Factor																
Minimum Fitch Floating Spread	20	21	22	23	24	25	26	27	28	29	30	31	32	33	34	35
2.00%	74.30%	75.80%	77.20%	78.40%	79.40%	80.40%	81.10%	81.80%	82.60%	83.20%	83.80%	84.40%	85.00%	85.60%	86.20%	86.90%
2.20%	71.60%	73.20%	74.70%	76.00%	77.00%	77.90%	78.80%	79.70%	80.40%	81.20%	82.20%	82.90%	83.60%	84.20%	84.80%	85.40%
2.40%	68.80%	70.20%	71.70%	73.50%	75.20%	76.30%	77.40%	78.30%	79.20%	80.10%	80.90%	81.60%	82.30%	83.00%	83.60%	84.20%
2.60%	66.10%	67.90%	69.50%	71.10%	72.70%	74.50%	75.80%	76.80%	77.80%	78.70%	79.50%	80.30%	81.10%	81.90%	82.60%	83.20%
2.80%	63.90%	65.30%	66.90%	68.40%	69.80%	71.60%	73.60%	75.20%	76.20%	77.20%	78.20%	79.00%	79.80%	80.60%	81.40%	82.00%
3.00%	61.80%	63.20%	64.60%	66.20%	67.70%	69.20%	70.80%	72.80%	74.50%	75.70%	76.70%	77.60%	78.50%	79.30%	80.10%	80.80%
3.20%	59.90%	61.40%	62.80%	64.10%	65.50%	67.00%	68.50%	69.80%	71.70%	73.60%	75.20%	76.10%	77.10%	78.00%	78.80%	79.60%
3.40%	57.90%	59.30%	60.60%	62.10%	63.40%	64.80%	66.30%	67.90%	69.40%	70.90%	72.70%	74.40%	75.60%	76.50%	77.30%	78.20%
3.60%	56.00%	57.50%	58.90%	60.20%	61.60%	63.10%	64.30%	65.70%	67.10%	68.50%	70.00%	71.50%	73.20%	74.90%	75.90%	76.90%
3.80%	53.40%	55.60%	57.10%	58.50%	59.90%	61.30%	62.60%	63.90%	65.50%	67.00%	68.50%	70.00%	71.30%	72.60%	73.80%	75.30%
4.00%	51.00%	53.20%	55.20%	56.70%	58.00%	59.30%	60.90%	62.50%	64.00%	65.50%	67.00%	68.50%	69.90%	71.30%	72.60%	73.80%
4.20%	48.50%	50.60%	52.80%	54.90%	56.40%	57.90%	59.50%	61.00%	62.60%	64.10%	65.50%	67.10%	68.50%	70.00%	71.30%	72.60%
4.40%	46.40%	48.60%	50.70%	52.70%	54.80%	56.50%	58.10%	59.60%	61.10%	62.70%	64.10%	65.60%	67.10%	68.60%	70.00%	71.30%
4.60%	44.60%	46.90%	49.00%	51.10%	53.10%	55.00%	56.60%	58.30%	59.70%	61.30%	62.80%	64.30%	65.70%	67.20%	68.70%	70.10%
4.80%	42.70%	45.10%	47.30%	49.50%	51.50%	53.50%	55.30%	56.80%	58.30%	59.80%	61.50%	63.00%	64.40%	65.90%	67.40%	68.80%
5.00%	40.90%	43.30%	45.70%	47.80%	49.90%	51.90%	53.80%	55.60%	57.10%	58.60%	60.00%	61.50%	63.00%	64.60%	66.00%	67.50%
5.20%	38.10%	41.60%	44.00%	46.20%	48.30%	50.40%	52.40%	54.20%	55.90%	57.40%	58.90%	60.30%	61.80%	63.20%	64.60%	66.20%
5.40%	34.50%	39.50%	42.20%	44.60%	46.80%	48.90%	50.90%	52.80%	54.60%	56.20%	57.70%	59.20%	60.60%	62.10%	63.50%	64.80%
5.60%	30.90%	36.10%	40.50%	42.90%	45.20%	47.30%	49.40%	51.40%	53.20%	55.10%	56.60%	58.00%	59.50%	60.90%	62.30%	63.70%
5.80%	26.90%	32.60%	37.60%	41.20%	43.60%	45.80%	47.90%	49.90%	51.80%	53.70%	55.40%	56.90%	58.40%	59.80%	61.20%	62.60%
6.00%	22.80%	29.00%	34.20%	39.10%	42.00%	44.20%	46.40%	48.50%	50.40%	52.30%	54.20%	55.80%	57.30%	58.70%	60.10%	61.60%
Weighted Average Fitch Recovery Rate																

(ii) applicable at the direction of the Collateral Manager on any date of determination after the 2026 Amendment Date on which the Fitch Test Matrix Collateral Principal Balance is greater than or equal to 97% of the Effective Date Target Par Amount:

(a) if the Fitch Test Matrix WAL Value is less than or equal to 6 years:

(1) at the discretion of the Collateral Manager if (x) Fixed Rate Assets constitute 5% of the Collateral Principal Balance and (y) (i) the two largest obligors in the portfolio each constitutes no more than 1.25% of the Collateral Principal Balance and (ii) each other obligor in the portfolio constitutes no more than 1.00% of the Collateral Principal Balance:

Maximum Fitch Weighted Average Rating Factor																
Minimum Fitch	20	21	22	23	24	25	26	27	28	29	30	31	32	33	34	35

Floating Spread																
2.00%	87.30%	88.20%	89.10%	89.90%	90.60%	91.20%	91.80%	92.30%	92.70%	93.20%	93.70%	94.10%	94.40%	94.70%	N.A.	N.A.
2.20%	83.00%	83.90%	84.70%	85.60%	86.60%	87.40%	88.20%	88.90%	89.60%	90.10%	90.60%	91.00%	91.70%	92.20%	92.70%	93.10%
2.40%	79.80%	80.70%	81.60%	82.30%	83.10%	83.80%	84.40%	85.00%	85.80%	86.60%	87.30%	88.00%	88.80%	89.50%	90.20%	90.80%
2.60%	76.00%	77.20%	78.30%	79.10%	80.10%	80.90%	81.60%	82.20%	82.90%	83.50%	84.10%	84.70%	85.30%	86.10%	87.00%	87.80%
2.80%	71.70%	73.00%	74.40%	75.50%	76.50%	77.50%	78.40%	79.30%	80.20%	81.00%	81.80%	82.50%	83.20%	83.90%	84.60%	85.30%
3.00%	67.30%	68.70%	69.90%	71.30%	73.40%	75.20%	76.30%	77.40%	78.40%	79.30%	80.10%	80.90%	81.70%	82.50%	83.20%	84.00%
3.20%	63.50%	64.90%	66.60%	68.30%	69.80%	71.70%	73.70%	75.30%	76.40%	77.30%	78.30%	79.20%	80.10%	81.00%	81.90%	82.60%
3.40%	61.10%	62.70%	64.10%	65.60%	67.30%	68.80%	70.30%	72.30%	74.10%	75.50%	76.50%	77.50%	78.40%	79.30%	80.30%	81.20%
3.60%	58.90%	60.30%	61.90%	63.30%	64.70%	66.30%	67.80%	69.30%	71.00%	72.80%	74.60%	75.80%	76.70%	77.70%	78.70%	79.70%
3.80%	56.80%	58.30%	59.70%	61.20%	62.70%	64.00%	65.40%	66.90%	68.40%	69.80%	71.60%	73.40%	75.00%	76.10%	77.20%	78.20%
4.00%	54.80%	56.40%	57.90%	59.20%	60.60%	62.00%	63.40%	64.70%	66.10%	67.70%	69.40%	71.20%	73.00%	74.70%	75.90%	77.00%
4.20%	52.20%	54.40%	56.10%	57.50%	58.90%	60.10%	61.50%	62.90%	64.30%	65.90%	67.70%	69.40%	71.10%	72.80%	74.40%	75.70%
4.40%	49.60%	51.90%	54.10%	55.90%	57.30%	58.60%	59.80%	61.40%	62.90%	64.40%	66.20%	67.90%	69.60%	71.10%	72.70%	74.10%
4.60%	47.20%	49.30%	51.50%	53.70%	55.60%	57.10%	58.50%	59.90%	61.50%	63.00%	64.60%	66.30%	68.10%	69.80%	71.40%	72.90%
4.80%	45.20%	47.40%	49.50%	51.70%	53.90%	55.70%	57.20%	58.70%	60.10%	61.60%	63.20%	64.90%	66.70%	68.40%	70.10%	71.70%
5.00%	43.20%	45.60%	47.70%	49.80%	52.00%	54.10%	55.90%	57.40%	58.90%	60.20%	61.80%	63.60%	65.30%	67.10%	68.80%	70.40%
5.20%	41.10%	43.70%	46.00%	48.10%	50.10%	52.30%	54.40%	56.10%	57.60%	58.90%	60.50%	62.30%	64.00%	65.60%	67.30%	69.00%
5.40%	38.30%	41.70%	44.10%	46.40%	48.40%	50.50%	52.70%	54.80%	56.30%	57.70%	59.20%	60.90%	62.60%	64.30%	65.90%	67.60%
5.60%	34.40%	39.30%	42.20%	44.60%	46.80%	48.90%	51.00%	53.00%	55.00%	56.40%	57.90%	59.60%	61.30%	62.90%	64.50%	66.20%
5.80%	30.30%	35.60%	40.20%	42.80%	45.20%	47.30%	49.30%	51.30%	53.30%	55.20%	56.60%	58.30%	59.90%	61.60%	63.30%	64.80%
6.00%	25.80%	31.60%	36.80%	40.90%	43.40%	45.70%	47.70%	49.60%	51.60%	53.60%	55.40%	57.00%	58.70%	60.30%	62.00%	63.60%
<b>Weighted Average Fitch Recovery Rate</b>																

(2) at the discretion of the Collateral Manager if (x) Fixed Rate Assets constitute 0% of the Collateral Principal Balance and (y) (i) the two largest obligors in the portfolio each constitutes no more than 1.25% of the Collateral Principal Balance and (ii) each other obligor in the portfolio constitutes no more than 1.00% of the Collateral Principal Balance:

<b>Maximum Fitch Weighted Average Rating Factor</b>																
Minimum Fitch Floating Spread	20	21	22	23	24	25	26	27	28	29	30	31	32	33	34	35
2.00%	87.30%	88.20%	89.10%	89.90%	90.60%	91.20%	91.80%	92.20%	92.70%	93.20%	93.70%	94.10%	94.40%	94.70%	N.A.	N.A.
2.20%	83.00%	83.90%	84.70%	85.60%	86.60%	87.40%	88.20%	88.90%	89.60%	90.10%	90.60%	91.00%	91.40%	91.90%	92.30%	92.70%
2.40%	79.80%	80.70%	81.60%	82.30%	83.10%	83.80%	84.40%	85.00%	85.80%	86.60%	87.30%	88.00%	88.70%	89.30%	89.90%	90.40%
2.60%	76.00%	77.20%	78.30%	79.10%	80.10%	80.90%	81.60%	82.20%	82.90%	83.50%	84.10%	84.70%	85.20%	86.00%	86.70%	87.40%
2.80%	71.60%	72.90%	74.20%	75.40%	76.30%	77.30%	78.30%	79.20%	80.10%	80.90%	81.70%	82.40%	83.10%	83.80%	84.40%	85.00%
3.00%	66.80%	68.30%	69.50%	71.10%	73.20%	75.10%	76.20%	77.30%	78.30%	79.20%	80.00%	80.80%	81.50%	82.20%	82.90%	83.60%
3.20%	63.20%	64.70%	66.30%	68.00%	69.50%	71.40%	73.30%	75.10%	76.20%	77.20%	78.20%	79.10%	79.90%	80.70%	81.50%	82.20%
3.40%	60.70%	62.20%	63.70%	65.10%	66.80%	68.40%	69.80%	71.70%	73.60%	75.20%	76.20%	77.20%	78.10%	79.00%	79.90%	80.60%
3.60%	58.40%	59.80%	61.30%	62.80%	64.20%	65.60%	67.20%	68.70%	70.20%	72.10%	73.90%	75.40%	76.30%	77.30%	78.20%	79.10%
3.80%	56.20%	57.70%	59.10%	60.50%	62.00%	63.40%	64.70%	66.20%	67.70%	69.10%	70.60%	72.50%	74.20%	75.50%	76.50%	77.40%
4.00%	53.80%	55.70%	57.20%	58.50%	59.90%	61.30%	62.70%	64.00%	65.20%	66.80%	68.20%	69.50%	71.20%	72.90%	74.60%	75.80%

4.20%	51.00%	53.30%	55.30%	56.80%	58.10%	59.40%	60.70%	62.10%	63.40%	64.80%	66.30%	67.80%	69.30%	70.70%	72.00%	73.50%
4.40%	48.30%	50.40%	52.70%	54.90%	56.40%	57.70%	59.00%	60.20%	61.70%	63.20%	64.70%	66.20%	67.70%	69.20%	70.60%	71.90%
4.60%	45.80%	48.00%	50.00%	52.20%	54.30%	55.90%	57.30%	58.60%	60.20%	61.80%	63.30%	64.80%	66.30%	67.80%	69.30%	70.70%
4.80%	43.30%	45.50%	47.70%	49.70%	51.80%	53.80%	55.70%	57.30%	58.80%	60.30%	61.90%	63.40%	64.90%	66.40%	67.90%	69.30%
5.00%	41.10%	43.40%	45.60%	47.90%	50.00%	52.10%	54.00%	55.80%	57.40%	58.90%	60.40%	62.00%	63.50%	64.90%	66.50%	67.90%
5.20%	38.00%	41.30%	43.60%	46.00%	48.20%	50.30%	52.30%	54.30%	56.00%	57.60%	59.10%	60.60%	62.10%	63.60%	65.00%	66.50%
5.40%	33.90%	38.60%	41.60%	44.10%	46.40%	48.50%	50.60%	52.60%	54.60%	56.30%	57.80%	59.30%	60.80%	62.30%	63.70%	65.10%
5.60%	29.60%	34.70%	39.20%	42.10%	44.50%	46.80%	49.00%	51.00%	53.00%	54.90%	56.50%	58.00%	59.50%	60.90%	62.40%	63.90%
5.80%	25.10%	30.70%	35.60%	40.20%	42.70%	45.10%	47.30%	49.40%	51.40%	53.30%	55.10%	56.70%	58.20%	59.60%	61.20%	62.70%
6.00%	20.60%	26.40%	31.80%	36.60%	40.90%	43.30%	45.50%	47.70%	49.80%	51.70%	53.60%	55.40%	57.00%	58.50%	59.90%	61.50%
<b>Weighted Average Fitch Recovery Rate</b>																

(3) at the discretion of the Collateral Manager if (x) Fixed Rate Assets constitute 5% of the Collateral Principal Balance, (y) each of the five largest obligors in the portfolio constitutes no more than 2.50% of the Collateral Principal Balance and (z) each other obligor in the portfolio constitutes no more than 2.00% of the Collateral Principal Balance:

<b>Maximum Fitch Weighted Average Rating Factor</b>																
<b>Minimum Fitch Floating Spread</b>	<b>20</b>	<b>21</b>	<b>22</b>	<b>23</b>	<b>24</b>	<b>25</b>	<b>26</b>	<b>27</b>	<b>28</b>	<b>29</b>	<b>30</b>	<b>31</b>	<b>32</b>	<b>33</b>	<b>34</b>	<b>35</b>
2.00%	87.30%	88.30%	89.20%	90.00%	90.60%	91.20%	91.80%	92.20%	92.70%	93.10%	93.70%	94.00%	94.40%	94.80%	N.A.	N.A.
2.20%	83.00%	83.90%	84.80%	85.70%	86.60%	87.50%	88.20%	88.80%	89.50%	90.10%	90.60%	91.00%	91.60%	92.20%	92.70%	93.10%
2.40%	79.90%	80.80%	81.60%	82.40%	83.10%	83.80%	84.50%	85.10%	85.90%	86.70%	87.40%	88.10%	88.80%	89.50%	90.20%	90.80%
2.60%	76.10%	77.30%	78.30%	79.20%	80.10%	80.90%	81.60%	82.20%	82.90%	83.50%	84.10%	84.70%	85.40%	86.20%	87.10%	87.80%
2.80%	71.70%	73.10%	74.50%	75.60%	76.70%	77.70%	78.70%	79.60%	80.40%	81.20%	82.00%	82.70%	83.30%	84.10%	84.80%	85.50%
3.00%	67.40%	68.80%	70.10%	71.90%	73.90%	75.50%	76.60%	77.60%	78.60%	79.50%	80.30%	81.10%	81.90%	82.70%	83.40%	84.20%
3.20%	63.90%	65.40%	67.10%	68.70%	70.30%	72.30%	74.20%	75.60%	76.60%	77.60%	78.50%	79.40%	80.30%	81.20%	82.10%	82.90%
3.40%	61.60%	63.10%	64.50%	66.10%	67.70%	69.20%	70.90%	72.80%	74.60%	75.80%	76.80%	77.70%	78.60%	79.60%	80.60%	81.50%
3.60%	59.30%	60.80%	62.30%	63.80%	65.10%	66.70%	68.30%	69.70%	71.50%	73.30%	75.10%	76.00%	77.00%	78.10%	79.10%	80.10%
3.80%	57.30%	58.80%	60.10%	61.70%	63.10%	64.40%	65.80%	67.40%	68.80%	70.60%	72.50%	74.20%	75.70%	76.80%	77.80%	78.80%
4.00%	55.40%	56.90%	58.30%	59.60%	61.10%	62.50%	63.80%	65.30%	67.10%	68.80%	70.50%	72.30%	74.00%	75.50%	76.50%	77.60%
4.20%	52.90%	55.10%	56.60%	58.00%	59.30%	60.70%	62.20%	63.70%	65.40%	67.20%	69.00%	70.60%	72.10%	73.80%	75.30%	76.30%
4.40%	50.30%	52.60%	54.70%	56.40%	57.90%	59.30%	60.80%	62.30%	64.00%	65.70%	67.40%	69.10%	70.70%	72.20%	73.70%	75.20%
4.60%	48.40%	50.50%	52.80%	54.90%	56.50%	58.00%	59.40%	60.90%	62.50%	64.20%	65.90%	67.60%	69.30%	70.90%	72.50%	74.00%
4.80%	46.60%	48.70%	50.80%	53.00%	55.10%	56.60%	58.10%	59.50%	61.00%	62.70%	64.40%	66.20%	67.90%	69.60%	71.20%	72.70%
5.00%	44.70%	46.90%	49.00%	51.10%	53.30%	55.30%	56.80%	58.30%	59.70%	61.30%	63.10%	64.80%	66.60%	68.30%	69.90%	71.40%
5.20%	42.70%	45.20%	47.30%	49.30%	51.40%	53.60%	55.50%	57.00%	58.40%	60.00%	61.80%	63.50%	65.10%	66.90%	68.50%	70.10%
5.40%	40.70%	43.20%	45.60%	47.60%	49.70%	51.80%	54.00%	55.70%	57.10%	58.70%	60.40%	62.20%	63.80%	65.40%	67.10%	68.80%
5.60%	37.50%	41.20%	43.70%	46.00%	48.10%	50.10%	52.20%	54.20%	55.90%	57.50%	59.10%	60.80%	62.50%	64.10%	65.70%	67.40%
5.80%	33.70%	38.60%	41.80%	44.30%	46.50%	48.50%	50.50%	52.50%	54.50%	56.10%	57.80%	59.50%	61.10%	62.80%	64.40%	66.10%
6.00%	29.60%	34.90%	39.80%	42.50%	44.90%	46.90%	48.90%	50.80%	52.80%	54.80%	56.50%	58.20%	59.80%	61.50%	63.10%	64.70%
<b>Weighted Average Fitch Recovery Rate</b>																

(4) at the discretion of the Collateral Manager if (x) Fixed Rate Assets constitute 0% of the Collateral Principal Balance, (y) each of the five largest obligors in the portfolio constitutes no more than 2.50% of the Collateral Principal Balance and (z) each other obligor in the portfolio constitutes no more than 2.00% of the Collateral Principal Balance:

Maximum Fitch Weighted Average Rating Factor																
Minimum Fitch Floating Spread	20	21	22	23	24	25	26	27	28	29	30	31	32	33	34	35
2.00%	87.30%	88.30%	89.20%	89.90%	90.60%	91.20%	91.80%	92.20%	92.70%	93.10%	93.70%	94.00%	94.40%	94.80%	N.A.	N.A.
2.20%	83.00%	83.90%	84.80%	85.70%	86.60%	87.50%	88.20%	88.80%	89.50%	90.10%	90.60%	91.00%	91.50%	91.90%	92.30%	92.70%
2.40%	79.90%	80.80%	81.60%	82.40%	83.10%	83.80%	84.50%	85.10%	85.90%	86.70%	87.40%	88.10%	88.70%	89.30%	89.90%	90.40%
2.60%	76.10%	77.30%	78.30%	79.20%	80.10%	80.90%	81.60%	82.20%	82.90%	83.50%	84.10%	84.70%	85.30%	86.10%	86.80%	87.50%
2.80%	71.60%	73.00%	74.30%	75.60%	76.70%	77.70%	78.70%	79.60%	80.40%	81.20%	82.00%	82.70%	83.30%	84.00%	84.60%	85.20%
3.00%	67.00%	68.40%	69.90%	72.00%	73.90%	75.50%	76.60%	77.60%	78.60%	79.50%	80.30%	81.10%	81.80%	82.50%	83.20%	83.80%
3.20%	63.80%	65.30%	67.00%	68.60%	70.10%	72.20%	74.10%	75.50%	76.50%	77.50%	78.50%	79.40%	80.20%	81.00%	81.70%	82.40%
3.40%	61.30%	62.90%	64.30%	65.80%	67.40%	69.00%	70.50%	72.50%	74.30%	75.60%	76.60%	77.50%	78.50%	79.30%	80.20%	80.90%
3.60%	59.00%	60.40%	62.00%	63.40%	64.70%	66.30%	67.80%	69.30%	70.90%	72.80%	74.50%	75.70%	76.70%	77.60%	78.50%	79.40%
3.80%	56.80%	58.30%	59.70%	61.10%	62.60%	63.90%	65.20%	66.80%	68.30%	69.70%	71.40%	73.10%	74.80%	75.90%	76.80%	77.70%
4.00%	54.70%	56.30%	57.80%	59.10%	60.50%	61.90%	63.20%	64.50%	66.10%	67.60%	69.10%	70.50%	71.90%	73.50%	75.20%	76.10%
4.20%	52.00%	54.20%	55.90%	57.30%	58.70%	59.90%	61.40%	62.90%	64.40%	66.00%	67.50%	69.00%	70.40%	71.70%	73.00%	74.20%
4.40%	49.20%	51.40%	53.60%	55.50%	56.90%	58.30%	59.70%	61.30%	62.90%	64.30%	65.80%	67.40%	68.80%	70.30%	71.60%	72.90%
4.60%	46.70%	48.90%	51.00%	53.10%	55.10%	56.70%	58.20%	59.70%	61.40%	62.90%	64.40%	65.90%	67.40%	69.00%	70.40%	71.70%
4.80%	44.60%	46.90%	49.20%	51.30%	53.40%	55.30%	56.90%	58.40%	59.90%	61.50%	63.00%	64.50%	66.00%	67.50%	69.00%	70.40%
5.00%	42.60%	45.10%	47.30%	49.50%	51.60%	53.60%	55.40%	57.00%	58.50%	60.00%	61.70%	63.20%	64.60%	66.10%	67.60%	69.00%
5.20%	40.50%	43.00%	45.40%	47.70%	49.80%	51.80%	53.80%	55.60%	57.20%	58.80%	60.20%	61.80%	63.30%	64.70%	66.20%	67.60%
5.40%	36.90%	41.00%	43.50%	45.80%	48.00%	50.10%	52.10%	54.10%	55.90%	57.40%	58.90%	60.40%	61.90%	63.40%	64.80%	66.30%
5.60%	32.90%	38.00%	41.50%	43.90%	46.20%	48.40%	50.50%	52.50%	54.40%	56.10%	57.60%	59.10%	60.60%	62.10%	63.50%	64.90%
5.80%	28.60%	34.10%	39.20%	42.10%	44.50%	46.70%	48.90%	50.90%	52.80%	54.70%	56.30%	57.80%	59.30%	60.80%	62.30%	63.80%
6.00%	24.00%	30.20%	35.40%	40.30%	42.70%	45.00%	47.20%	49.30%	51.30%	53.20%	55.00%	56.60%	58.10%	59.60%	61.10%	62.60%
Weighted Average Fitch Recovery Rate																

(b) if the Fitch Test Matrix WAL Value is less than or equal to 5.5 years:

(1) at the discretion of the Collateral Manager if (x) Fixed Rate Assets constitute 5% of the Collateral Principal Balance and (y) (i) the two largest obligors in the portfolio each constitutes no more than 1.25% of the Collateral Principal Balance and (ii) each other obligor in the portfolio constitutes no more than 1.00% of the Collateral Principal Balance:

Maximum Fitch Weighted Average Rating Factor																
Minimum Fitch	20	21	22	23	24	25	26	27	28	29	30	31	32	33	34	35

Floating Spread																
2.00%	86.10%	87.10%	88.00%	88.90%	89.70%	90.40%	91.00%	91.50%	92.00%	92.50%	93.00%	93.40%	93.80%	94.30%	94.70%	95.00%
2.20%	82.00%	82.90%	83.80%	84.60%	85.40%	86.40%	87.20%	88.10%	88.80%	89.60%	90.20%	90.70%	91.20%	91.70%	92.30%	92.80%
2.40%	78.90%	80.10%	81.00%	81.80%	82.50%	83.30%	84.00%	84.70%	85.30%	86.00%	86.80%	87.50%	88.30%	89.10%	89.90%	90.50%
2.60%	75.30%	76.40%	77.60%	78.70%	79.50%	80.40%	81.20%	81.90%	82.60%	83.20%	83.90%	84.50%	85.30%	86.10%	87.00%	87.80%
2.80%	70.90%	72.40%	73.60%	75.00%	76.10%	77.10%	78.00%	79.00%	79.90%	80.70%	81.50%	82.30%	83.00%	83.70%	84.50%	85.20%
3.00%	66.60%	68.00%	69.60%	70.80%	72.10%	73.70%	75.40%	76.50%	77.50%	78.50%	79.40%	80.20%	81.00%	81.80%	82.70%	83.50%
3.20%	62.40%	64.10%	65.40%	66.90%	68.40%	70.00%	72.10%	74.00%	75.50%	76.60%	77.60%	78.50%	79.40%	80.30%	81.20%	82.00%
3.40%	59.90%	61.50%	63.00%	64.40%	65.90%	67.50%	69.00%	70.60%	72.60%	74.40%	75.70%	76.70%	77.70%	78.60%	79.60%	80.50%
3.60%	58.00%	59.40%	60.90%	62.40%	63.80%	65.20%	66.80%	68.30%	69.70%	71.50%	73.30%	75.00%	76.00%	77.00%	78.00%	79.00%
3.80%	56.00%	57.60%	59.10%	60.50%	62.00%	63.30%	64.60%	66.10%	67.60%	69.00%	70.60%	72.30%	74.00%	75.40%	76.40%	77.60%
4.00%	53.60%	55.60%	57.20%	58.70%	60.10%	61.50%	62.90%	64.20%	65.50%	67.30%	69.00%	70.70%	72.20%	73.70%	75.20%	76.40%
4.20%	50.80%	53.20%	55.30%	56.90%	58.30%	59.70%	61.10%	62.50%	64.00%	65.70%	67.50%	69.20%	70.80%	72.40%	73.80%	75.30%
4.40%	48.60%	50.90%	53.30%	55.30%	56.80%	58.30%	59.70%	61.10%	62.60%	64.20%	66.00%	67.70%	69.40%	71.00%	72.50%	74.00%
4.60%	46.80%	49.00%	51.30%	53.60%	55.50%	57.00%	58.40%	59.80%	61.20%	62.80%	64.50%	66.20%	68.00%	69.60%	71.20%	72.70%
4.80%	44.90%	47.20%	49.40%	51.60%	53.80%	55.70%	57.10%	58.50%	59.90%	61.30%	63.10%	64.80%	66.50%	68.20%	69.90%	71.50%
5.00%	42.90%	45.40%	47.70%	49.70%	51.90%	54.00%	55.80%	57.30%	58.70%	60.00%	61.70%	63.40%	65.00%	66.80%	68.50%	70.20%
5.20%	40.80%	43.50%	45.90%	48.00%	50.00%	52.20%	54.30%	56.00%	57.40%	58.80%	60.30%	62.10%	63.70%	65.40%	67.20%	68.90%
5.40%	37.80%	41.50%	44.10%	46.40%	48.40%	50.40%	52.60%	54.60%	56.20%	57.60%	59.00%	60.70%	62.40%	64.10%	65.80%	67.60%
5.60%	34.00%	39.20%	42.20%	44.60%	46.80%	48.80%	50.80%	52.90%	54.90%	56.40%	57.80%	59.40%	61.10%	62.90%	64.50%	66.20%
5.80%	30.00%	35.60%	40.30%	42.80%	45.20%	47.20%	49.20%	51.20%	53.30%	55.20%	56.60%	58.20%	59.80%	61.60%	63.30%	64.90%
6.00%	25.70%	31.80%	37.00%	41.00%	43.40%	45.60%	47.70%	49.60%	51.60%	53.60%	55.40%	57.00%	58.70%	60.30%	62.10%	63.70%
<b>Weighted Average Fitch Recovery Rate</b>																

(2) at the discretion of the Collateral Manager if (x) Fixed Rate Assets constitute 0% of the Collateral Principal Balance and (y) (i) the two largest obligors in the portfolio each constitutes no more than 1.25% of the Collateral Principal Balance and (ii) each other obligor in the portfolio constitutes no more than 1.00% of the Collateral Principal Balance:

<b>Maximum Fitch Weighted Average Rating Factor</b>																
Minimum Fitch Floating Spread	20	21	22	23	24	25	26	27	28	29	30	31	32	33	34	35
2.00%	86.10%	87.10%	88.00%	88.90%	89.70%	90.40%	91.00%	91.50%	92.00%	92.50%	93.00%	93.40%	93.80%	94.30%	94.70%	95.00%
2.20%	82.00%	82.90%	83.80%	84.60%	85.40%	86.40%	87.20%	88.00%	88.80%	89.60%	90.20%	90.70%	91.10%	91.60%	92.00%	92.40%
2.40%	78.90%	80.00%	81.00%	81.80%	82.50%	83.30%	84.00%	84.70%	85.30%	86.00%	86.80%	87.50%	88.20%	88.90%	89.50%	90.10%
2.60%	75.30%	76.40%	77.60%	78.70%	79.50%	80.40%	81.20%	81.90%	82.60%	83.20%	83.80%	84.50%	85.10%	85.90%	86.60%	87.30%
2.80%	70.70%	72.20%	73.40%	74.80%	76.00%	76.90%	77.80%	78.80%	79.70%	80.40%	81.30%	82.00%	82.70%	83.40%	84.10%	84.70%
3.00%	66.10%	67.60%	69.10%	70.30%	71.70%	73.50%	75.30%	76.40%	77.40%	78.40%	79.30%	80.10%	80.90%	81.70%	82.40%	83.10%
3.20%	61.80%	63.30%	64.80%	66.40%	68.10%	69.70%	71.70%	73.60%	75.30%	76.40%	77.40%	78.30%	79.20%	80.00%	80.80%	81.60%
3.40%	59.50%	61.00%	62.60%	64.00%	65.40%	67.10%	68.60%	70.00%	72.00%	73.90%	75.40%	76.40%	77.40%	78.30%	79.10%	80.00%
3.60%	57.40%	58.90%	60.40%	61.90%	63.30%	64.70%	66.20%	67.70%	69.10%	70.70%	72.50%	74.30%	75.60%	76.50%	77.50%	78.30%
3.80%	55.30%	56.90%	58.50%	59.80%	61.30%	62.70%	64.10%	65.40%	66.90%	68.40%	69.70%	71.40%	73.20%	74.80%	75.80%	76.70%

4.00%	52.40%	54.70%	56.40%	57.90%	59.40%	60.80%	62.20%	63.50%	64.80%	66.20%	67.60%	69.00%	70.40%	72.20%	73.80%	75.30%
4.20%	49.60%	51.90%	54.20%	56.00%	57.50%	58.90%	60.20%	61.70%	63.00%	64.30%	65.80%	67.40%	69.00%	70.40%	71.80%	73.10%
4.40%	47.10%	49.30%	51.50%	53.80%	55.60%	57.10%	58.50%	59.80%	61.30%	62.80%	64.40%	66.00%	67.50%	69.00%	70.50%	71.80%
4.60%	44.60%	46.90%	49.00%	51.20%	53.40%	55.30%	56.70%	58.30%	59.80%	61.40%	63.00%	64.50%	66.10%	67.60%	69.10%	70.60%
4.80%	42.50%	44.80%	46.90%	49.00%	51.20%	53.20%	55.20%	56.90%	58.40%	60.00%	61.60%	63.20%	64.70%	66.20%	67.80%	69.20%
5.00%	40.40%	42.80%	45.10%	47.20%	49.40%	51.60%	53.60%	55.50%	57.10%	58.70%	60.20%	61.80%	63.40%	64.80%	66.40%	67.90%
5.20%	36.80%	40.70%	43.10%	45.40%	47.70%	49.90%	52.00%	53.90%	55.70%	57.40%	58.90%	60.50%	62.10%	63.50%	65.00%	66.50%
5.40%	32.70%	37.50%	41.10%	43.50%	45.90%	48.20%	50.30%	52.30%	54.30%	56.10%	57.70%	59.20%	60.70%	62.30%	63.70%	65.20%
5.60%	28.40%	33.70%	38.40%	41.70%	44.10%	46.40%	48.60%	50.70%	52.80%	54.70%	56.40%	58.00%	59.50%	61.00%	62.50%	63.90%
5.80%	23.90%	29.60%	34.70%	39.50%	42.30%	44.70%	46.90%	49.10%	51.20%	53.20%	55.10%	56.70%	58.20%	59.70%	61.20%	62.70%
6.00%	19.40%	25.30%	30.80%	35.80%	40.40%	42.90%	45.30%	47.50%	49.70%	51.70%	53.70%	55.40%	57.00%	58.50%	59.90%	61.50%
<b>Weighted Average Fitch Recovery Rate</b>																

(3) at the discretion of the Collateral Manager if (x) Fixed Rate Assets constitute 5% of the Collateral Principal Balance, (y) each of the five largest obligors in the portfolio constitutes no more than 2.50% of the Collateral Principal Balance and (z) each other obligor in the portfolio constitutes no more than 2.00% of the Collateral Principal Balance:

<b>Maximum Fitch Weighted Average Rating Factor</b>																
<b>Minimum Fitch Floating Spread</b>	<b>20</b>	<b>21</b>	<b>22</b>	<b>23</b>	<b>24</b>	<b>25</b>	<b>26</b>	<b>27</b>	<b>28</b>	<b>29</b>	<b>30</b>	<b>31</b>	<b>32</b>	<b>33</b>	<b>34</b>	<b>35</b>
2.00%	86.20%	87.20%	88.10%	88.90%	89.70%	90.50%	91.00%	91.50%	92.00%	92.50%	93.00%	93.40%	93.80%	94.30%	94.60%	95.00%
2.20%	82.00%	83.00%	83.80%	84.70%	85.60%	86.50%	87.30%	88.20%	88.90%	89.60%	90.20%	90.70%	91.30%	91.80%	92.30%	92.80%
2.40%	79.00%	80.20%	81.10%	81.80%	82.60%	83.30%	84.00%	84.60%	85.20%	86.00%	86.80%	87.60%	88.40%	89.10%	89.90%	90.50%
2.60%	75.30%	76.50%	77.60%	78.60%	79.50%	80.50%	81.20%	81.90%	82.50%	83.20%	83.90%	84.60%	85.40%	86.20%	87.10%	87.90%
2.80%	71.00%	72.40%	73.70%	75.10%	76.10%	77.00%	78.10%	79.00%	79.90%	80.80%	81.60%	82.30%	83.10%	83.80%	84.60%	85.30%
3.00%	66.70%	68.20%	69.70%	70.90%	72.30%	74.30%	75.70%	76.80%	77.80%	78.70%	79.60%	80.40%	81.20%	82.10%	82.90%	83.70%
3.20%	62.60%	64.10%	65.60%	67.30%	68.90%	70.50%	72.60%	74.50%	75.80%	76.80%	77.80%	78.70%	79.60%	80.50%	81.40%	82.30%
3.40%	60.40%	62.00%	63.40%	64.80%	66.40%	68.00%	69.50%	71.20%	73.10%	74.90%	76.00%	77.00%	77.90%	78.90%	79.90%	80.80%
3.60%	58.40%	59.90%	61.40%	62.90%	64.20%	65.70%	67.20%	68.70%	70.10%	72.00%	73.80%	75.30%	76.20%	77.30%	78.50%	79.70%
3.80%	56.50%	58.10%	59.50%	61.00%	62.40%	63.80%	65.00%	66.60%	68.40%	70.10%	71.70%	73.30%	74.70%	76.00%	77.30%	78.50%
4.00%	54.30%	56.10%	57.60%	59.10%	60.50%	62.00%	63.30%	65.00%	66.80%	68.60%	70.30%	71.80%	73.30%	74.80%	76.10%	77.30%
4.20%	51.80%	54.10%	56.00%	57.50%	58.90%	60.30%	61.80%	63.50%	65.20%	67.00%	68.80%	70.40%	72.00%	73.50%	74.90%	76.20%
4.40%	49.70%	52.10%	54.40%	56.10%	57.60%	59.00%	60.40%	62.00%	63.80%	65.50%	67.30%	69.00%	70.60%	72.10%	73.60%	75.10%
4.60%	47.90%	50.10%	52.40%	54.70%	56.30%	57.80%	59.10%	60.50%	62.30%	64.00%	65.80%	67.50%	69.20%	70.80%	72.30%	73.80%
4.80%	46.10%	48.30%	50.50%	52.80%	54.90%	56.50%	57.90%	59.30%	60.90%	62.60%	64.30%	66.00%	67.80%	69.50%	71.10%	72.60%
5.00%	44.20%	46.60%	48.70%	50.90%	53.10%	55.10%	56.60%	58.00%	59.50%	61.20%	63.00%	64.60%	66.40%	68.10%	69.80%	71.30%
5.20%	42.20%	44.80%	47.10%	49.10%	51.20%	53.30%	55.30%	56.80%	58.20%	59.90%	61.60%	63.30%	64.90%	66.70%	68.40%	70.10%
5.40%	40.20%	42.90%	45.40%	47.50%	49.50%	51.60%	53.70%	55.50%	56.90%	58.60%	60.20%	62.00%	63.70%	65.30%	67.10%	68.80%
5.60%	36.70%	41.00%	43.50%	45.80%	47.90%	49.80%	51.90%	54.00%	55.70%	57.30%	59.00%	60.70%	62.40%	64.10%	65.80%	67.50%
5.80%	32.90%	38.20%	41.60%	44.10%	46.30%	48.30%	50.20%	52.30%	54.30%	56.00%	57.70%	59.40%	61.10%	62.80%	64.50%	66.20%
6.00%	28.90%	34.70%	39.60%	42.30%	44.60%	46.70%	48.70%	50.60%	52.70%	54.70%	56.50%	58.20%	59.90%	61.60%	63.30%	64.90%

**Weighted Average Fitch Recovery Rate**

(4) at the discretion of the Collateral Manager if (x) Fixed Rate Assets constitute 0% of the Collateral Principal Balance, (y) each of the five largest obligors in the portfolio constitutes no more than 2.50% of the Collateral Principal Balance and (z) each other obligor in the portfolio constitutes no more than 2.00% of the Collateral Principal Balance:

<b>Maximum Fitch Weighted Average Rating Factor</b>																
<b>Minimum Fitch Floating Spread</b>	<b>20</b>	<b>21</b>	<b>22</b>	<b>23</b>	<b>24</b>	<b>25</b>	<b>26</b>	<b>27</b>	<b>28</b>	<b>29</b>	<b>30</b>	<b>31</b>	<b>32</b>	<b>33</b>	<b>34</b>	<b>35</b>
2.00%	86.20%	87.10%	88.10%	88.90%	89.70%	90.40%	91.00%	91.50%	92.00%	92.50%	93.00%	93.40%	93.80%	94.30%	94.60%	94.90%
2.20%	82.00%	83.00%	83.80%	84.60%	85.50%	86.50%	87.30%	88.20%	88.90%	89.60%	90.20%	90.70%	91.20%	91.60%	92.00%	92.40%
2.40%	79.00%	80.20%	81.00%	81.80%	82.60%	83.30%	84.00%	84.60%	85.20%	86.00%	86.80%	87.60%	88.30%	88.90%	89.60%	90.20%
2.60%	75.20%	76.50%	77.60%	78.60%	79.50%	80.40%	81.20%	81.90%	82.50%	83.20%	83.80%	84.50%	85.20%	86.00%	86.70%	87.40%
2.80%	70.80%	72.20%	73.50%	74.90%	76.00%	76.90%	77.90%	78.80%	79.70%	80.60%	81.40%	82.10%	82.90%	83.50%	84.20%	84.80%
3.00%	66.20%	67.80%	69.20%	70.40%	72.20%	74.20%	75.70%	76.80%	77.80%	78.70%	79.60%	80.40%	81.20%	81.90%	82.70%	83.30%
3.20%	62.40%	63.90%	65.40%	67.10%	68.70%	70.40%	72.40%	74.30%	75.70%	76.70%	77.70%	78.60%	79.50%	80.30%	81.10%	81.80%
3.40%	60.10%	61.70%	63.20%	64.60%	66.10%	67.70%	69.20%	70.80%	72.70%	74.50%	75.80%	76.80%	77.70%	78.60%	79.40%	80.20%
3.60%	58.10%	59.50%	61.00%	62.50%	63.90%	65.20%	66.80%	68.30%	69.70%	71.40%	73.20%	74.90%	75.90%	76.90%	77.80%	78.60%
3.80%	56.00%	57.60%	59.10%	60.40%	61.90%	63.30%	64.60%	66.00%	67.50%	68.90%	70.30%	72.10%	73.80%	75.30%	76.20%	77.10%
4.00%	53.40%	55.50%	57.00%	58.50%	59.90%	61.40%	62.80%	64.00%	65.40%	67.00%	68.50%	70.00%	71.40%	72.80%	74.40%	75.60%
4.20%	50.50%	52.90%	55.10%	56.60%	58.00%	59.40%	60.80%	62.30%	63.90%	65.40%	67.00%	68.60%	70.10%	71.40%	72.80%	74.10%
4.40%	48.00%	50.10%	52.50%	54.70%	56.20%	57.70%	59.20%	60.80%	62.50%	64.00%	65.60%	67.10%	68.70%	70.10%	71.50%	72.80%
4.60%	46.10%	48.10%	50.30%	52.40%	54.50%	56.20%	57.90%	59.40%	61.00%	62.60%	64.10%	65.70%	67.30%	68.80%	70.20%	71.60%
4.80%	44.10%	46.20%	48.50%	50.70%	52.70%	54.70%	56.50%	58.10%	59.60%	61.20%	62.80%	64.30%	65.80%	67.40%	68.90%	70.30%
5.00%	42.00%	44.30%	46.70%	48.90%	51.00%	53.10%	55.10%	56.70%	58.30%	59.80%	61.40%	63.00%	64.50%	66.00%	67.50%	69.00%
5.20%	39.80%	42.40%	44.80%	47.10%	49.30%	51.50%	53.50%	55.40%	57.00%	58.60%	60.10%	61.70%	63.20%	64.60%	66.20%	67.70%
5.40%	36.00%	40.40%	42.90%	45.40%	47.70%	49.80%	51.90%	53.80%	55.70%	57.30%	58.80%	60.40%	61.90%	63.40%	64.80%	66.30%
5.60%	32.00%	36.90%	41.10%	43.60%	45.90%	48.10%	50.20%	52.30%	54.20%	56.00%	57.60%	59.10%	60.60%	62.10%	63.60%	65.00%
5.80%	27.70%	33.20%	38.40%	41.70%	44.10%	46.40%	48.60%	50.70%	52.70%	54.70%	56.40%	57.90%	59.40%	60.90%	62.40%	63.80%
6.00%	23.30%	29.20%	34.60%	39.70%	42.30%	44.70%	47.00%	49.20%	51.20%	53.20%	55.10%	56.60%	58.20%	59.60%	61.10%	62.60%
<b>Weighted Average Fitch Recovery Rate</b>																

(c) if the Fitch Test Matrix WAL Value is less than or equal to 7 years:

(1) at the discretion of the Collateral Manager if (x) Fixed Rate Assets constitute 5% of the Collateral Principal Balance and (y) (i) the two largest obligors in the portfolio each constitutes no more than 1.25% of the Collateral Principal Balance and (ii) each other obligor in the portfolio constitutes no more than 1.00% of the Collateral Principal Balance:

**Maximum Fitch Weighted Average Rating Factor**

<b>Minimum Fitch Floating Spread</b>	<b>20</b>	<b>21</b>	<b>22</b>	<b>23</b>	<b>24</b>	<b>25</b>	<b>26</b>	<b>27</b>	<b>28</b>	<b>29</b>	<b>30</b>	<b>31</b>	<b>32</b>	<b>33</b>	<b>34</b>	<b>35</b>
2.00%	87.30%	88.20%	89.10%	89.90%	90.60%	91.20%	91.80%	92.30%	92.70%	93.20%	93.70%	94.10%	94.40%	94.70%	N.A.	N.A.
2.20%	83.00%	83.90%	84.70%	85.60%	86.60%	87.40%	88.20%	88.90%	89.60%	90.10%	90.60%	91.00%	91.70%	92.20%	92.70%	93.10%
2.40%	79.80%	80.70%	81.60%	82.30%	83.10%	83.80%	84.40%	85.00%	85.80%	86.60%	87.30%	88.00%	88.80%	89.50%	90.20%	90.80%
2.60%	76.00%	77.20%	78.30%	79.10%	80.10%	80.90%	81.60%	82.20%	82.90%	83.50%	84.10%	84.70%	85.30%	86.10%	87.00%	87.80%
2.80%	71.70%	73.00%	74.40%	75.50%	76.50%	77.50%	78.40%	79.30%	80.20%	81.00%	81.80%	82.50%	83.20%	83.90%	84.60%	85.30%
3.00%	67.30%	68.70%	69.90%	71.30%	73.40%	75.20%	76.30%	77.40%	78.40%	79.30%	80.10%	80.90%	81.70%	82.50%	83.20%	84.00%
3.20%	63.50%	64.90%	66.60%	68.30%	69.80%	71.70%	73.70%	75.30%	76.40%	77.30%	78.30%	79.20%	80.10%	81.00%	81.90%	82.60%
3.40%	61.10%	62.70%	64.10%	65.60%	67.30%	68.80%	70.30%	72.30%	74.10%	75.50%	76.50%	77.50%	78.40%	79.30%	80.30%	81.20%
3.60%	58.90%	60.30%	61.90%	63.30%	64.70%	66.30%	67.80%	69.30%	71.00%	72.80%	74.60%	75.80%	76.70%	77.70%	78.70%	79.70%
3.80%	56.80%	58.30%	59.70%	61.20%	62.70%	64.00%	65.40%	66.90%	68.40%	69.80%	71.60%	73.40%	75.00%	76.10%	77.20%	78.20%
4.00%	54.80%	56.40%	57.90%	59.20%	60.60%	62.00%	63.40%	64.70%	66.10%	67.70%	69.40%	71.20%	73.00%	74.70%	75.90%	77.00%
4.20%	52.20%	54.40%	56.10%	57.50%	58.90%	60.10%	61.50%	62.90%	64.30%	65.90%	67.70%	69.40%	71.10%	72.80%	74.40%	75.70%
4.40%	49.60%	51.90%	54.10%	55.90%	57.30%	58.60%	59.80%	61.40%	62.90%	64.40%	66.20%	67.90%	69.60%	71.10%	72.70%	74.10%
4.60%	47.20%	49.30%	51.50%	53.70%	55.60%	57.10%	58.50%	59.90%	61.50%	63.00%	64.60%	66.30%	68.10%	69.80%	71.40%	72.90%
4.80%	45.20%	47.40%	49.50%	51.70%	53.90%	55.70%	57.20%	58.70%	60.10%	61.60%	63.20%	64.90%	66.70%	68.40%	70.10%	71.70%
5.00%	43.20%	45.60%	47.70%	49.80%	52.00%	54.10%	55.90%	57.40%	58.90%	60.20%	61.80%	63.60%	65.30%	67.10%	68.80%	70.40%
5.20%	41.10%	43.70%	46.00%	48.10%	50.10%	52.30%	54.40%	56.10%	57.60%	58.90%	60.50%	62.30%	64.00%	65.60%	67.30%	69.00%
5.40%	38.30%	41.70%	44.10%	46.40%	48.40%	50.50%	52.70%	54.80%	56.30%	57.70%	59.20%	60.90%	62.60%	64.30%	65.90%	67.60%
5.60%	34.40%	39.30%	42.20%	44.60%	46.80%	48.90%	51.00%	53.00%	55.00%	56.40%	57.90%	59.60%	61.30%	62.90%	64.50%	66.20%
5.80%	30.30%	35.60%	40.20%	42.80%	45.20%	47.30%	49.30%	51.30%	53.30%	55.20%	56.60%	58.30%	59.90%	61.60%	63.30%	64.80%
6.00%	25.80%	31.60%	36.80%	40.90%	43.40%	45.70%	47.70%	49.60%	51.60%	53.60%	55.40%	57.00%	58.70%	60.30%	62.00%	63.60%
<b>Weighted Average Fitch Recovery Rate</b>																

(2) at the discretion of the Collateral Manager if (x) Fixed Rate Assets constitute 0% of the Collateral Principal Balance and (y) (i) the two largest obligors in the portfolio each constitutes no more than 1.25% of the Collateral Principal Balance and (ii) each other obligor in the portfolio constitutes no more than 1.00% of the Collateral Principal Balance:

<b>Maximum Fitch Weighted Average Rating Factor</b>																
<b>Minimum Fitch Floating Spread</b>	<b>20</b>	<b>21</b>	<b>22</b>	<b>23</b>	<b>24</b>	<b>25</b>	<b>26</b>	<b>27</b>	<b>28</b>	<b>29</b>	<b>30</b>	<b>31</b>	<b>32</b>	<b>33</b>	<b>34</b>	<b>35</b>
2.00%	87.30%	88.20%	89.10%	89.90%	90.60%	91.20%	91.80%	92.20%	92.70%	93.20%	93.70%	94.10%	94.40%	94.70%	N.A.	N.A.
2.20%	83.00%	83.90%	84.70%	85.60%	86.60%	87.40%	88.20%	88.90%	89.60%	90.10%	90.60%	91.00%	91.40%	91.90%	92.30%	92.70%
2.40%	79.80%	80.70%	81.60%	82.30%	83.10%	83.80%	84.40%	85.00%	85.80%	86.60%	87.30%	88.00%	88.70%	89.30%	89.90%	90.40%
2.60%	76.00%	77.20%	78.30%	79.10%	80.10%	80.90%	81.60%	82.20%	82.90%	83.50%	84.10%	84.70%	85.20%	86.00%	86.70%	87.40%
2.80%	71.60%	72.90%	74.20%	75.40%	76.30%	77.30%	78.30%	79.20%	80.10%	80.90%	81.70%	82.40%	83.10%	83.80%	84.40%	85.00%
3.00%	66.80%	68.30%	69.50%	71.10%	73.20%	75.10%	76.20%	77.30%	78.30%	79.20%	80.00%	80.80%	81.50%	82.20%	82.90%	83.60%
3.20%	63.20%	64.70%	66.30%	68.00%	69.50%	71.40%	73.30%	75.10%	76.20%	77.20%	78.20%	79.10%	79.90%	80.70%	81.50%	82.20%
3.40%	60.70%	62.20%	63.70%	65.10%	66.80%	68.40%	69.80%	71.70%	73.60%	75.20%	76.20%	77.20%	78.10%	79.00%	79.90%	80.60%
3.60%	58.40%	59.80%	61.30%	62.80%	64.20%	65.60%	67.20%	68.70%	70.20%	72.10%	73.90%	75.40%	76.30%	77.30%	78.20%	79.10%

3.80%	56.20%	57.70%	59.10%	60.50%	62.00%	63.40%	64.70%	66.20%	67.70%	69.10%	70.60%	72.50%	74.20%	75.50%	76.50%	77.40%
4.00%	53.80%	55.70%	57.20%	58.50%	59.90%	61.30%	62.70%	64.00%	65.20%	66.80%	68.20%	69.50%	71.20%	72.90%	74.60%	75.80%
4.20%	51.00%	53.30%	55.30%	56.80%	58.10%	59.40%	60.70%	62.10%	63.40%	64.80%	66.30%	67.80%	69.30%	70.70%	72.00%	73.50%
4.40%	48.30%	50.40%	52.70%	54.90%	56.40%	57.70%	59.00%	60.20%	61.70%	63.20%	64.70%	66.20%	67.70%	69.20%	70.60%	71.90%
4.60%	45.80%	48.00%	50.00%	52.20%	54.30%	55.90%	57.30%	58.60%	60.20%	61.80%	63.30%	64.80%	66.30%	67.80%	69.30%	70.70%
4.80%	43.30%	45.50%	47.70%	49.70%	51.80%	53.80%	55.70%	57.30%	58.80%	60.30%	61.90%	63.40%	64.90%	66.40%	67.90%	69.30%
5.00%	41.10%	43.40%	45.60%	47.90%	50.00%	52.10%	54.00%	55.80%	57.40%	58.90%	60.40%	62.00%	63.50%	64.90%	66.50%	67.90%
5.20%	38.00%	41.30%	43.60%	46.00%	48.20%	50.30%	52.30%	54.30%	56.00%	57.60%	59.10%	60.60%	62.10%	63.60%	65.00%	66.50%
5.40%	33.90%	38.60%	41.60%	44.10%	46.40%	48.50%	50.60%	52.60%	54.60%	56.30%	57.80%	59.30%	60.80%	62.30%	63.70%	65.10%
5.60%	29.60%	34.70%	39.20%	42.10%	44.50%	46.80%	49.00%	51.00%	53.00%	54.90%	56.50%	58.00%	59.50%	60.90%	62.40%	63.90%
5.80%	25.10%	30.70%	35.60%	40.20%	42.70%	45.10%	47.30%	49.40%	51.40%	53.30%	55.10%	56.70%	58.20%	59.60%	61.20%	62.70%
6.00%	20.60%	26.40%	31.80%	36.60%	40.90%	43.30%	45.50%	47.70%	49.80%	51.70%	53.60%	55.40%	57.00%	58.50%	59.90%	61.50%
<b>Weighted Average Fitch Recovery Rate</b>																

(3) at the discretion of the Collateral Manager if (x) Fixed Rate Assets constitute 5% of the Collateral Principal Balance, (y) each of the five largest obligors in the portfolio constitutes no more than 2.50% of the Collateral Principal Balance and (z) each other obligor in the portfolio constitutes no more than 2.00% of the Collateral Principal Balance:

<b>Maximum Fitch Weighted Average Rating Factor</b>																
<b>Minimum Fitch Floating Spread</b>	20	21	22	23	24	25	26	27	28	29	30	31	32	33	34	35
2.00%	87.30%	88.30%	89.20%	90.00%	90.60%	91.20%	91.80%	92.20%	92.70%	93.10%	93.70%	94.00%	94.40%	94.80%	N.A.	N.A.
2.20%	83.00%	83.90%	84.80%	85.70%	86.60%	87.50%	88.20%	88.80%	89.50%	90.10%	90.60%	91.00%	91.60%	92.20%	92.70%	93.10%
2.40%	79.90%	80.80%	81.60%	82.40%	83.10%	83.80%	84.50%	85.10%	85.90%	86.70%	87.40%	88.10%	88.80%	89.50%	90.20%	90.80%
2.60%	76.10%	77.30%	78.30%	79.20%	80.10%	80.90%	81.60%	82.20%	82.90%	83.50%	84.10%	84.70%	85.40%	86.20%	87.10%	87.80%
2.80%	71.70%	73.10%	74.50%	75.60%	76.70%	77.70%	78.70%	79.60%	80.40%	81.20%	82.00%	82.70%	83.30%	84.10%	84.80%	85.50%
3.00%	67.40%	68.80%	70.10%	71.90%	73.90%	75.50%	76.60%	77.60%	78.60%	79.50%	80.30%	81.10%	81.90%	82.70%	83.40%	84.20%
3.20%	63.90%	65.40%	67.10%	68.70%	70.30%	72.30%	74.20%	75.60%	76.60%	77.60%	78.50%	79.40%	80.30%	81.20%	82.10%	82.90%
3.40%	61.60%	63.10%	64.50%	66.10%	67.70%	69.20%	70.90%	72.80%	74.60%	75.80%	76.80%	77.70%	78.60%	79.60%	80.60%	81.50%
3.60%	59.30%	60.80%	62.30%	63.80%	65.10%	66.70%	68.30%	69.70%	71.50%	73.30%	75.10%	76.00%	77.00%	78.10%	79.10%	80.10%
3.80%	57.30%	58.80%	60.10%	61.70%	63.10%	64.40%	65.80%	67.40%	68.80%	70.60%	72.50%	74.20%	75.70%	76.80%	77.80%	78.80%
4.00%	55.40%	56.90%	58.30%	59.60%	61.10%	62.50%	63.80%	65.30%	67.10%	68.80%	70.50%	72.30%	74.00%	75.50%	76.50%	77.60%
4.20%	52.90%	55.10%	56.60%	58.00%	59.30%	60.70%	62.20%	63.70%	65.40%	67.20%	69.00%	70.60%	72.10%	73.80%	75.30%	76.30%
4.40%	50.30%	52.60%	54.70%	56.40%	57.90%	59.30%	60.80%	62.30%	64.00%	65.70%	67.40%	69.10%	70.70%	72.20%	73.70%	75.20%
4.60%	48.40%	50.50%	52.80%	54.90%	56.50%	58.00%	59.40%	60.90%	62.50%	64.20%	65.90%	67.60%	69.30%	70.90%	72.50%	74.00%
4.80%	46.60%	48.70%	50.80%	53.00%	55.10%	56.60%	58.10%	59.50%	61.00%	62.70%	64.40%	66.20%	67.90%	69.60%	71.20%	72.70%
5.00%	44.70%	46.90%	49.00%	51.10%	53.30%	55.30%	56.80%	58.30%	59.70%	61.30%	63.10%	64.80%	66.60%	68.30%	69.90%	71.40%
5.20%	42.70%	45.20%	47.30%	49.30%	51.40%	53.60%	55.50%	57.00%	58.40%	60.00%	61.80%	63.50%	65.10%	66.90%	68.50%	70.10%
5.40%	40.70%	43.20%	45.60%	47.60%	49.70%	51.80%	54.00%	55.70%	57.10%	58.70%	60.40%	62.20%	63.80%	65.40%	67.10%	68.80%
5.60%	37.50%	41.20%	43.70%	46.00%	48.10%	50.10%	52.20%	54.20%	55.90%	57.50%	59.10%	60.80%	62.50%	64.10%	65.70%	67.40%
5.80%	33.70%	38.60%	41.80%	44.30%	46.50%	48.50%	50.50%	52.50%	54.50%	56.10%	57.80%	59.50%	61.10%	62.80%	64.40%	66.10%
6.00%	29.60%	34.90%	39.80%	42.50%	44.90%	46.90%	48.90%	50.80%	52.80%	54.80%	56.50%	58.20%	59.80%	61.50%	63.10%	64.70%
<b>Weighted Average Fitch Recovery Rate</b>																

(4) at the discretion of the Collateral Manager if (x) Fixed Rate Assets constitute 0% of the Collateral Principal Balance, (y) each of the five largest obligors in the portfolio constitutes no more than 2.50% of the Collateral Principal Balance and (z) each other obligor in the portfolio constitutes no more than 2.00% of the Collateral Principal Balance:

Maximum Fitch Weighted Average Rating Factor																
Minimum Fitch Floating Spread	20	21	22	23	24	25	26	27	28	29	30	31	32	33	34	35
2.00%	87.30%	88.30%	89.20%	89.90%	90.60%	91.20%	91.80%	92.20%	92.70%	93.10%	93.70%	94.00%	94.40%	94.80%	N.A.	N.A.
2.20%	83.00%	83.90%	84.80%	85.70%	86.60%	87.50%	88.20%	88.80%	89.50%	90.10%	90.60%	91.00%	91.50%	91.90%	92.30%	92.70%
2.40%	79.90%	80.80%	81.60%	82.40%	83.10%	83.80%	84.50%	85.10%	85.90%	86.70%	87.40%	88.10%	88.70%	89.30%	89.90%	90.40%
2.60%	76.10%	77.30%	78.30%	79.20%	80.10%	80.90%	81.60%	82.20%	82.90%	83.50%	84.10%	84.70%	85.30%	86.10%	86.80%	87.50%
2.80%	71.60%	73.00%	74.30%	75.60%	76.70%	77.70%	78.70%	79.60%	80.40%	81.20%	82.00%	82.70%	83.30%	84.00%	84.60%	85.20%
3.00%	67.00%	68.40%	69.90%	72.00%	73.90%	75.50%	76.60%	77.60%	78.60%	79.50%	80.30%	81.10%	81.80%	82.50%	83.20%	83.80%
3.20%	63.80%	65.30%	67.00%	68.60%	70.10%	72.20%	74.10%	75.50%	76.50%	77.50%	78.50%	79.40%	80.20%	81.00%	81.70%	82.40%
3.40%	61.30%	62.90%	64.30%	65.80%	67.40%	69.00%	70.50%	72.50%	74.30%	75.60%	76.60%	77.50%	78.50%	79.30%	80.20%	80.90%
3.60%	59.00%	60.40%	62.00%	63.40%	64.70%	66.30%	67.80%	69.30%	70.90%	72.80%	74.50%	75.70%	76.70%	77.60%	78.50%	79.40%
3.80%	56.80%	58.30%	59.70%	61.10%	62.60%	63.90%	65.20%	66.80%	68.30%	69.70%	71.40%	73.10%	74.80%	75.90%	76.80%	77.70%
4.00%	54.70%	56.30%	57.80%	59.10%	60.50%	61.90%	63.20%	64.50%	66.10%	67.60%	69.10%	70.50%	71.90%	73.50%	75.20%	76.10%
4.20%	52.00%	54.20%	55.90%	57.30%	58.70%	59.90%	61.40%	62.90%	64.40%	66.00%	67.50%	69.00%	70.40%	71.70%	73.00%	74.20%
4.40%	49.20%	51.40%	53.60%	55.50%	56.90%	58.30%	59.70%	61.30%	62.90%	64.30%	65.80%	67.40%	68.80%	70.30%	71.60%	72.90%
4.60%	46.70%	48.90%	51.00%	53.10%	55.10%	56.70%	58.20%	59.70%	61.40%	62.90%	64.40%	65.90%	67.40%	69.00%	70.40%	71.70%
4.80%	44.60%	46.90%	49.20%	51.30%	53.40%	55.30%	56.90%	58.40%	59.90%	61.50%	63.00%	64.50%	66.00%	67.50%	69.00%	70.40%
5.00%	42.60%	45.10%	47.30%	49.50%	51.60%	53.60%	55.40%	57.00%	58.50%	60.00%	61.70%	63.20%	64.60%	66.10%	67.60%	69.00%
5.20%	40.50%	43.00%	45.40%	47.70%	49.80%	51.80%	53.80%	55.60%	57.20%	58.80%	60.20%	61.80%	63.30%	64.70%	66.20%	67.60%
5.40%	36.90%	41.00%	43.50%	45.80%	48.00%	50.10%	52.10%	54.10%	55.90%	57.40%	58.90%	60.40%	61.90%	63.40%	64.80%	66.30%
5.60%	32.90%	38.00%	41.50%	43.90%	46.20%	48.40%	50.50%	52.50%	54.40%	56.10%	57.60%	59.10%	60.60%	62.10%	63.50%	64.90%
5.80%	28.60%	34.10%	39.20%	42.10%	44.50%	46.70%	48.90%	50.90%	52.80%	54.70%	56.30%	57.80%	59.30%	60.80%	62.30%	63.80%
6.00%	24.00%	30.20%	35.40%	40.30%	42.70%	45.00%	47.20%	49.30%	51.30%	53.20%	55.00%	56.60%	58.10%	59.60%	61.10%	62.60%
Weighted Average Fitch Recovery Rate																

*provided*, that, the Collateral Manager may elect to modify any of the matrices set forth under clauses (i) or (ii) above subject to satisfaction of the Fitch Rating Condition;

*provided, further*, that the Collateral Manager may elect to interpolate linearly between:

(a) the values in cases (i)(a) and (i)(b), and (ii)(a) and (ii)(b) above based on the Fitch Test Matrix WAL Value that are applicable only if (1) such Fitch Test Matrix WAL Value is less than 6 years but more than 5.5 years and (2) the Fitch Test Matrix Collateral Principal Balance is greater than or equal to a linearly interpolated value between 100% and 97.00% of the

Effective Date Target Par Amount (such interpolation being based on the relative position of the Fitch Test Matrix WAL Value between 6 years and 5.5 years); and

(b) in addition to any interpolation permitted by clause (a) with respect to the Fitch Test Matrix WAL Value, the Collateral Manager may also elect to interpolate linearly between the Fitch Test Matrix Collateral Principal Balance values in any of clauses (i) or (ii) above with the same corresponding Fitch Test Matrix WAL Value based on (x) the percentage of the Collateral Principal Balance that constitute Fixed Rate Assets and/or (y) each of the top 5 obligor limitations, expressed as a percentage of the Collateral Principal Balance held by each obligor in the portfolio.